



Winning is in their blood.
What is in their joints?

[CLICK TO LEARN MORE](#)

Wednesday, October 1, 2025

New consignors shine as Lexington sale tops \$40 million in gross sales through two sessions

Compared to a strong 2024 auction, the gross and average are off over 7 per cent.

story by Dave Briggs, quotes by James Platz

First-year consignors have made their presence felt at the Lexington Selected Yearling Sale.

On Tuesday (Sept. 30) at the Fasig-Tipton sales pavilion, Armitage Farm sold the session topper, **Hip #182 Jimdougie Armitage** for \$750,000 to Ake Svanstedt. The colt is a son of Svanstedt's 2021 Hambletonian champion Captain Corey out of Quick Bet, a sister to Winner's Bet.

"That was a complete surprise," Armitage farm manager Dale Holly said. "He was a great-looking colt and we kind of caught lightning in a bottle with the sire being pretty popular and him being such a good-looking individual. It was more luck than anything else."

Holly said the farm's first experience selling in Lexington has been a good one.

WINBAK FARM

Congratulates

A CLEAN DEAL

**WINNER OF \$140,000 ONTARIO SIRES STAKES
IN 1:50.3 AT WOODBINE-MOHAWK!**

Cattlewash-Ideal Talker-Western Ideal
p, 2, 1:50s '25 (\$304,464) CAD

Trainer: Robert Fellows / **Driver:** Doug McNair

Owners: N. Yolanda Fellows, Blair Corbeil, Windermere Stable LLC & James Ross

Bred, Raised & Sold by Winbak Farm

HARRISBURG #785, AUDREY'S CHOICE, is a Courtly Choice half-sister!



[Click here for Winbak Farm's 2025 Yearling Lineup.](#)

Joe & JoAnn Thomson, Winbak Farm Owners / Jack Burke, General Manager

James Ladwig, Yearling Manager / 410.885.3059 / www.winbakfarm.com / [f](#) / [X](#) / [@](#)

HARNESS RACING UPDATE

ABOUT HARNESS RACING UPDATE

Harness Racing Update is owned by HRU Publications of Millwood, NY and will publish Fridays and Sundays from fall through late spring. HRU will add Wednesday editions early summer through fall, publishing 3 days per week, and will add editions throughout the year as major news breaks.

Editor: Dave Briggs

Associate Editor: Debbie Little

Editorial Designer: Sieu Truong

Post Production: Dave Landry

Technology Services: Brian Fuller

Graphic Design, Ads & Placement: Lisa Bihuniak

Advertising Sales: Wilma Van Vaerenbergh

[contact for ad sales/questions](#)

Results & Stats Editors: Lisa Duong & Lucy Duong

Founder: Bill Finley

Contributors: Claus Andersen, Garnet Barnsdale, Tim Bojarski, Murray Brown, Jerry Connors, Frank Cotolo, Paul Delean, Bill Finley, Joe FitzGerald, Dean Gillette, Adam Hamilton, Thomas Hedlund, Bill Heller, Bob Heyden, Dean Hoffman, Victoria Howard, Melissa Keith, Dave Landry, Lauren Lee, Dave Little, Debbie Little, Chris Lomon, David Mattia, Trey Nosrac, Tom Pedulla, Andrea Pietrzak, James Platz, Bob Roberts, Sandra Snyder, Brett Sturman, Jay Wolf & more ([view all contributors here](#)).

GET IN TOUCH WITH HRU

PO Box 230 | Millwood, NY | 10546

Telephone: (226) 374-9999

Editor/News Stories: editor@harnessracingupdate.com

Advertising: advertising@harnessracingupdate.com

Customer Service:

customerservice@harnessracingupdate.com

Advertising info & rates: [please contact Wilma](#)



**HARNESS RACING
UPDATE ON
YouTube**

www.YouTube.com/c/HarnessRacingUpdate

IN TODAY'S HRU

- Briggs: New consignors shine as Lexington sale tops \$40 million in gross sales through two sessions page 1
- Lexington sale statistics page 13
- Waterstone: I told y'all so! page 21
- Heyden: Some Red Mile facts about Oct. 1, 1980, Walner and Jenna's Beach Boy page 23
- Berry: Inflation! page 24
- Chris Lomon: Harness racing has been a 'Boone' to Karlee McNab page 26
- Ontario sires stakes report page 28
- Massachusetts sire stakes report page 30
- Delaware sire stakes report page 32
- Maryland sire stakes report page 33
- Upcoming Stakes page 34
- HRU News page 35
- Hot or Not page 36



ONLINE

**CALL FOR
ENTRIES**

**OCTOBER 13TH
MIXED SALE**

to enter horses, visit
PREFERREDEQUINEONLINE.COM

ENTER NOW!



WELCOMES KARL!

Royalty Has A Magic All Its Own



BETTORS WISH



ECURIE D



LEGENDARY HANOVER



MUSCLE HILL



TACTICAL LANDING



WALNER

For Share information contact: Kevin Greenfield

(419) 346-0609 • kgreen56@gkflaw.com

For Booking inquiries contact:

Southwind Farms, Laura Young CVT, GM, CO • (609) 731-8088



Dave Landry
Hip #182 Jimdougie Armitage, sold by Armitage Farms, topped the second sale session with a bid of \$750,000.

“We’re very happy with our first consignment,” Holly said. “It takes a while to get your name established in any industry and we’ve had some growing pains along the way, but we’re very happy with the way we’ve been received by this industry and by the people inside it. Everyone has been so helpful to us.”

Holly said the farm would use the money to reinvest in the business.

“I plan on being active in Harrisburg,” he said.

Co-sales manager David Reid said the \$750,000 price was the result of, “a good bidding war, there’s no doubt about that. Hat’s off to Captain Corey, who is off to a great start this year and he was a good-looking horse and hat’s off to the consignor, Armitage Farm, having their first consignment here. It’s always good to see a consignor get started off like that and have some success.

“It’s just a reflection of the depth of the catalog. Breeders come to their first consignment here and they sell a horse for \$750,000. I think that’s great. He’s going to a great home and Captain Corey has been off to a great start. I think it’s well-deserved by all and well-played by all.”

The second-highest priced yearling sold, **Hip #185 Kountry Win**, was also sold by a first-time consignor. Kountry Lane Standardbreds sold the son of first-crop sire King Of The North out of Winndevie to Brad Grant for \$425,000. Kountry Lane is owned by Ola Yoder and managed by Duane Miller.

“I had him priced at \$300,000,” Miller said. “I never did expect that he was going to bring that.

“It’s extra special because we have the stallion and he’s a homebred. So, that makes it ever sweeter. It’s the first crop of King Of The North so we’re hoping, for our sake, that he gets off to a good foot, so that’s good that people liked him. That was great and it was more than we would hope for.”



LONDON CLASSIC YEARLING SALE

OCTOBER 14-15 · AGRIPLEX AT WESTERN FAIR DISTRICT

SALE ROSTER IS NOW AVAILABLE!
STANDOUT SALE GRADUATES INCLUDE:

SPRITE SEELSTER
 3, 1:52.4s-'25 (\$266,082)
 Multiple OSS Gold winner

P L SPENCER
 3, 1:51.3s-'25 (\$255,150)
 Multiple OSS Gold & Dream Of Glory winner

CENTURY KOMODO
 p,4, 1:48.4s-'25 (\$258,618)
 Mohawk Park Preferred regular

CONTROL ROCKS
 p,3, 1:49.2s-'25 (\$139,870)
 Multiple OSS Gold winner

SALES MANAGER: GREG BLANCHARD · LCYS@WESTERNAIRDISTRICT.COM
WWW.LONDONCLASSIC.CA

TEE OFF

WITH A PEBBLE BEACH
YEARLING THIS FALL

33 first yearlings from
Breeders Crown and
NA Cup Champion Pebble Beach
selling in Lexington, including:

Hip 221 Ingot

Pebble Beach x Rocknificent filly
Daughter of the accomplished racing
mare **ROCKNIFICENT** (\$1,152,822)
from the maternal family of Dan Patch
Mare **ROCKLAMATION** (\$2,77,384).

Hip 242 Water Hazard

Pebble Beach x Dolphins Can Talk filly
From a producing mare with
multiple stakes-winning offspring and the
family of **PUT ON A SHOW** (\$2,406,628).

Hip 628 Kevin's Bud

Pebble Beach x Tularosa colt
Family of **IN THE ARSENAL** (\$1,035,898).
DOWNBYTHESEASIDE half-brother is a
stakes winner in Ohio and Kentucky.



DOWNBYTHESEASIDE - SANTA ROSA
(1:48.1, \$1,720,875)

ELIGIBLE YEARLINGS CAN TAKE ADVANTAGE OF
THE 50% OWNERS' PURSE BONUS IN ALL LEGS
AND FINALS OF THE KYSS AND KY PROUD PROGRAMS.



DIAMOND
CREEK

office@diamondcreekfarm.com
DiamondCreekFarm.com

BOOKINGS: 717-638-7100



Dave Landry
The Kountry
Lane burgers
were a huge hit.



Dave Landry
Kountry Lane farm manager Duane Miller and Abby Hope.

The Lexington Selected Yearling Sale is down 7.9 per cent in gross and down 7.6 per cent in average through two days.

The cumulative gross is \$40,967,000 for 342 sold, with an average of \$119,787 and a median of \$86,000.

The record gross through two days is \$45,464,000 set in 2023.

Tuesday's session gross was \$19,166,000 for 222 sold, to produce an average of \$86,333. The median was \$70,000. Seventy horses sold for \$100,000 or more, down from 78 in 2024.

In 2024, the sale set new records for average sale price both for the second session (\$97,678) and through the first two days (\$129,625). The session record for gross is \$23,242,000 set in 2023.

"Looks like we're going to be off around 9 or 10 per cent for average and gross is going to follow the same," Reid said before the numbers were completely finalized. "That's off a very good year in last year, so there's nothing to be ashamed of. It is what it is. The market is going to be what it is. People are astute and we've got people here... we've said all along we've got good sire power and multiple



FROM A LINE OF LEGENDS
LONDON | HIP 64
MAMBA SEELSTER bf
(Bulldog Hanover - Merengue Seelster)

First foal from a sister to the dams of
MIRAGE HANOVER (\$1,298,857);
MAD MAX HANOVER (\$949,576);
MILIEU HANOVER (\$435,711);
MAXIM HANOVER (\$345,751);
MILLIE MAY HANOVER (\$260,438); etc.

CLICK HERE FOR MORE INFORMATION

Seelster Farms

SPRING STATION BLOODSTOCK

PRESENTING OUR THIRD YEARLING OFFERING:
46 YEARLINGS INCLUDING 45 KENTUCKY ELIGIBLES!

SELLING IN LEXINGTON • SEPTEMBER 29 TO OCTOBER 3



Hip#368 Sunset Station

colt • Greenshoe - Swift Swanda

The second foal from
SWIFT SWANDA 3, Q1:52.3 (\$452,055).



Hip#394 Shoreline Station

colt • Sweet Lou - Seaside Park

The first foal from a three-quarter sister to
CAPTAIN OPTIMISTIC p,3, 1:48.1-'25 (\$1,140,235).



Hip#416 Ay Papi Station

colt • Papi Rob Hanover - Abbistar

Out of a half-sister to
REIGNING JADE p,3, 1:50.1 (\$144,086).



Hip#457 Charlee Station

filly • Bulldog Hanover - Captain Violet J

The first foal from a half-sister to
BUSHWACKER p, 1:48.4 (\$743,808).

SPRING STATION BLOODSTOCK

PRESENTING OUR THIRD YEARLING OFFERING:
46 YEARLINGS INCLUDING 45 KENTUCKY ELIGIBLES!

SELLING IN LEXINGTON • SEPTEMBER 29 TO OCTOBER 3



Hip#486 Primacy Station

colt • American Ideal - Preeminence

Out of a full-sister to
SPORTSMANSHIP p, 1:49.3s (\$539,763).



Hip#503 My Station

filly • Tactical Landing - Midpoint

From the immediate family of
ARIANA G 1:50.2 (\$2,600,995).



Hip#557 Elusive Station

filly • King Of The North - Elegant Mermaid

The first foal from
ELEGANT MERMAID 2, 1:57.3s (\$70,151).



Hip#578 Olympia Station

colt • Pebble Beach - Odds On Gamma

The first foal from a half-sister to
STARZNHEAVEN p, 1:49.4f (\$811,003).

jurisdictions and people here are shopping and they are bidding what they feel they are capable of bidding on. It is what it is. They are going to dictate the market.

“I haven’t analyzed the numbers yet, but you’re probably going to see the lower part of the market being a little tough. That may be just part of the general economy or inflationary issues or currency pressures. It’s not perfect out there, but, again, I thought it was a pretty good session and I’ll look forward to just continuing the week.

“I thought we had good energy here again today. I thought we had a good crowd. Maybe it’s a slight correction or just a lineup of the stallions or the mares or the production or maybe it’s just part of the economy. I’m not really sure yet until we do some more digging in, but we’re talking about big numbers in gross - \$19 million today and the average was \$86,000 so it’s still a successful day and there’s nothing that anyone should hang their head on about that.”



Dave Landry
Armitage farm manager Dale Holly.

FIND YOUR NEXT



Ontario-Sired Star



\$1,000,000 METRO PACE WINNER

Beau Jangles *by Cattlewash - Mrs Major Hill*

OWNERS: Graham Grace Stables-Kiwi Stables-Bolton Stables
 TRAINER: Dr. Ian Moore
 DRIVER: Bob McClure
 CARETAKER: Riley Noble
 BREEDER: Tara Hills Stud Ltd

LEXINGTON SELECTED YEARLING SALE

September 29 – October 3

Fasig-Tipton Sales Pavillion
Lexington, KY

LONDON CLASSIC YEARLING SALE

October 14 – 15

The Agriplex at Western Fair District
London, ON

THE BLACK BOOK

November 3 – 5

Pennsylvania State Farm Show
Harrisburg, PA

oss.ontarioracing.com



CRAWFORD FARMS

SELLING WEDNESDAY (10/1) IN LEXINGTON



← **Hip # 404 • Redbottomroyalty**
INTERNATIONAL MONI (PA/KY)
half-sister to
CRAZYLAND 1:54.2f-'25 (\$176,342).

Hip # 386
Tiberio →
ALRAJAH ONE IT (NJ/KY)
COLT from a half-sister to
Horse of the Year
GLIDEMASTER
3,1:51.1 (\$1,968,023).



← **Hip # 434**
Matchadelite
CAPTAIN COREY (PA/KY)
FILLY from a CHAPTER SEVEN
grandaughter of
World Champion
SHIPPS DREAM
3,T1:56.2 (\$652,199).



Hip # 511 • Warcry Echo →
PEBBLE BEACH (KY)
COLT from a full sister to World Champion
SOUTHWIND TEMPO 1:48.2 (\$2,396,362).





Dave Landry
Preferred Equine topped all consignors during the second session with sales of \$3.66 million.

Hunterton leads all consignors with \$9.234 million in sales for 60 yearlings, followed by Preferred Equine (\$5.582 million, 47), and Kentuckiana Farms (\$5.034 million, 47).

Andrew Harris, agent for Bill Pollock, continues to lead all buyers with \$2,285,000 spent, total on eight yearlings. Harris purchased two yearlings on Tuesday for a total of \$335,000.

Ake Svanstedt spent the most during the session, spending \$1.26 million to buy five yearlings. He's now tied with Harris through two days with \$2.85 million spent to take home 12 yearlings.

Walner continues to dominate the sires. Through two days, he is over \$10 million in sales (\$10.078 million) for 68 sold, followed by Chapter Seven (\$5.771 million, 45), Muscle Hill (\$3.676 million, 28), Captaintreacherous (\$2.897 million, 26), and second-crop sire Bulldog Hanover (\$2.51 million, 20). Another second-crop sire, Captain Corey, has sales of \$1.982 million for 13 sold. First-crop sire King Of The North is averaging \$211,250 for four sold.

The third session of the sale begins today (Oct. 1) at 1 p.m.

“We’ve had good traffic in the barn for the horses selling all during the week, so I think the averages and the trends will probably follow last year and probably be off a little bit – first day was off a little bit, second day was off a little bit compared to last year, but, there again, that’s not the baseline,” Reid said. “That’s off of a great year and I would expect that trend to be similar.

“We have a lot of nice horses tomorrow and the foot traffic has been good, so I think the market will be consistent year-over-year and we’ll find out 24 hours from now.”

SHARE THIS STORY
www.HarnessRacingUpdate.com



OLD COLONY INSURANCE SERVICE

STRONGEST IN THE FIELD FOR OVER 50 YEARS

FULL SERVICE EQUINE, FARM, AND COMMERCIAL INSURANCE AGENCY

WWW.OLDCOLONYINSURANCE.COM
859-255-3355

JOHN DAVID CHRISTMAN
JDC@OLDCOLONYLEXKY.COM



#446, CHRIS ANN

9/29-10/3 LEXINGTON HIGHLIGHTS

Day 3 Lineup & Day 4 Highlights

Sale starts at 1 pm on 10/1 & 10/2

[Click Here to Register for Online Bidding](#)

Day 3 NJ Pacer

PERFECT STING

#500, STING AWAY, F
Perfect Sting-Free Show-Badlands Hanover
Dam is Free Show, p, 3, 1:51.3s (\$228,034).
1/2-sister to Freestarflight,
p, 3, 1:52s -'23 (\$190,522)

Day 3 NJ Trotter

MUSCLE HILL

#429, CHARGE THE HILL, C
Muscle Hill-Andie Sophia-Like A Prayer
Dam, Andie Sophia, 3, 1:54.4f (\$449,322),
is a 1/2-sister to the dam of T C I,
3, 1:50.4 -'24 (\$1,831,072)

Day 3 NY Pacers

AMERICAN IDEAL

#382, SMART AMERICAN, F
American Ideal-Smart Girl-Roll With Joe
Dam is a 1/2-sister to Wisdom Tree,
p, 1:49.1s (\$687,376)

#388, AMERICAN BARBIE, F
American Ideal-Sports Chic-Sportswriter
Full-sister to Vivians Dream,
p, 2, 1:50.4s (\$633,782). Dam is a 1/2-sister
to Rainbow Blue, p, 3, 1:49.2s (\$1,428,594)

#520, DARE TO STARE, C
American Ideal-Hypnotize-Artiscape
Dam is Hypnotize, p, 1:52.2f (\$374,152).
1/2-brother to Blank Stare,
p, 3, 1:50.1f (\$689,839), & Cast No Shadow,
p, 3, 1:50.4s (\$334,225)

HUNTSVILLE

#435, STAMP OF APPROVAL, C
Huntsville-Authorize-Western Ideal
Dam is Authorize, p, 3, 1:50.3 (\$385,425).
1/2-brother to Legal Power,
p, 1:51.3f (\$241,062)

#440, SAN FRANCISCO BAY, F
Huntsville-Bay Girl-Royal Mattjesty
Dam is Bay Girl, p, 3, 1:50s (\$576,130).
1/2-sister to City By The Bay,
p, 3, 1:53.2f (\$189,183)

#575, HUNT ME DOWN, C
Huntsville-Planet Ocean-Cam's Card Shark
1/2-brother to Camealongway,
p, 2, 1:52.2s (\$100,633). Dam is a 1/2-sister
to Geez Joe, p, 1:47.4s (\$387,832), & a
full-sister to the dam of Southwind Gendry,
p, 1:47.2f -'23 (\$1,334,622)

All information as of 9/30/25

Day 3 ON Pacers

BETTOR'S DELIGHT

#450, TWO PIECE, F
Bettor's Delight-Bikini Genie-Sunshine Beach
First Foal. Dam is a 1/2-sister to Weeper,
p, 3, 1:49f (\$569,511). Family of
Badlands Nitro, p, 3, 1:50f (\$1,597,638)

#454, DEALERS DELIGHT, F
Bettor's Delight-Break The Deal-American Ideal
First Foal. Dam, Break The Deal,
p, 1:51.2 (\$74,607), is a 1/2-sister to
Bettor Than Spring, p, 1:49.2h (\$843,046)

CATTLEWASH

#564, SIDE DISH, F
Cattlewash-Ms Mac N Cheese-Badlands Hanover
Dam is Ms Mac N Cheese,
p, 1:50.4s (\$651,383)

Day 3 PA Pacers

ALWAYS B MIKI

#446, CHRIS ANN, F
Always B Miki-Bet On Chrissy-Betting Line
Dam is a 1/2-sister to Vivians Dream,
p, 2, 1:50.4s (\$633,782). Family of
Rainbow Blue, p, 3, 1:49.2s (\$1,428,594)

BETTOR'S WISH

#552, WISHING ON A STAR, F
Bettor's Wish-Makena Hanover-Fear The Dragon
Dam is a 1/2-sister to Martini Hanover,
p, 1:49 (\$487,939)

PAPI ROB HANOVER

#493, PAPI EXPRESS, C
Papi Rob Hanover-Feeling You-Cambest
Dam is Feeling You, p, 1:48.4 (\$1,028,496).
1/2-brother to American Fling,
p, 1:50f -'24 (\$496,715)

#524, PAPI'S WORLD, C, PA/KY
Papi Rob Hanover-Inanotherworld-Artsplace
1/2-brother to World On Edge,
p, 3, 1:49.3 (\$237,384). Dam is a full-sister to
Worldly Beauty, p, 1:49.3 (\$1,900,255)

#587, FAST GETAWAY, C, PA/KY
Papi Rob Hanover-Warrawee Quick-Sportswriter
1/2-brother to Warrawee Veloce,
p, 1:50.3f -'23 (\$281,566). Dam is a
1/2-sister to Warrawee Ubeaut,
p, 2, 1:48.3 (\$1,849,063), &
Warrawee Needy, p, 1:46.4 (\$1,258,027)

Day 3 PA Pacers (cont.)

STAY HUNGRY

#407, KEEP IT TO URSELF, F
Stay Hungry-Upfrontandpersonal-Bettor's Delight
1/2-sister to Alabama Hannah,
p, 3, 1:51.2 -'23 (\$200,842). Dam is a
1/2-sister to Miso Fast, p, Q1:49 (\$877,947)

#548, FEED THE VILLAGE, F
Stay Hungry-Village Madonna-Rocknroll Hanover
1/2-sister to Travel Playlist,
p, 2, 1:49.2s (\$327,216), & Leanne's Choice,
p, 3, 1:50.2f -'24 (\$231,492)

SWEET LOU

#405, ELSIE'S LOVE, F
Sweet Lou-Typhoon-A Rocknroll Dance
1/2-sister to Monsoon, p, 2, 1:52.4 (\$68,869).
Family of Galleria, p, 1:49.1 (\$1,814,453)

Day 3 PA Trotters

CAPTAIN COREY

#476, CAPTAIN'S RULES, C
Captain Corey-Debra Hall-Cash Hall
1/2-brother to 2025 Reynolds Memorial
Winner, Read The Room,
2, 1:57.1f -'25; BT1:55.3-'25 (\$74,099)

INTERNATIONAL MONI

#436, CRISP MONI, C, PA/KY
International Moni-Autumn Treasure-Kadabra
Dam is a 1/2-sister to Watkins,
1:53f (\$1,042,573)

Day 4 KY Pacer

PEBBLE BEACH

#718, BEACH BEATS, C, KY
Pebble Beach-Hearts N Flowers-Artiscape
Dam is Hearts N Flowers,
p, 1:52.1f (\$342,031)

Day 4 NJ Trotter

ALRAJAH ONE IT

#685, CRYSTAL VISION, F, NJ/KY
Alrajah One IT-Devanly-Donato Hanover
1/2-sister to Gymboree,
3, 1:58.3h -'25 (\$66,099). Dam is a 1/2-sister
to Crystal Fashion, 1:50 (\$2,410,162)

Day 4 ON Trotter

KING OF THE NORTH

#620, GOLDRUSH KING, C, ON
King Of The North-Tantalizing Donna-Donerail
1/2-brother to Dontteasehim,
3, 1:57.3h (\$168,778)

NEW!

NEW!

NEW!



Visit Winbak Farm's Consignment at Fasig-Tipton's Barn 8!

Joe & JoAnn Thomson, Winbak Farm Owners / Jack Burke, General Manager / James Ladwig, Yearling Manager
155 Yearling Row, Chesapeake City, MD 21915 / 410.885.3059 / james.ladwig@winbakfarm.com

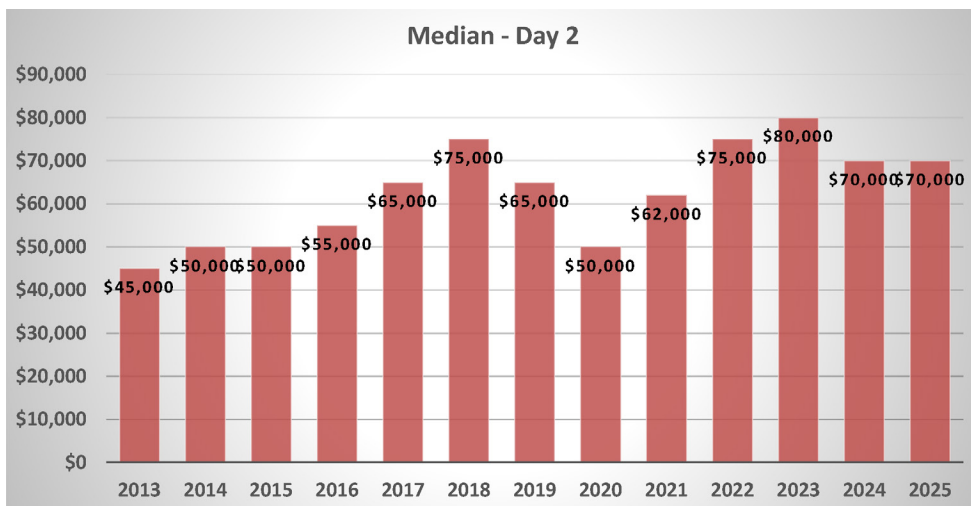
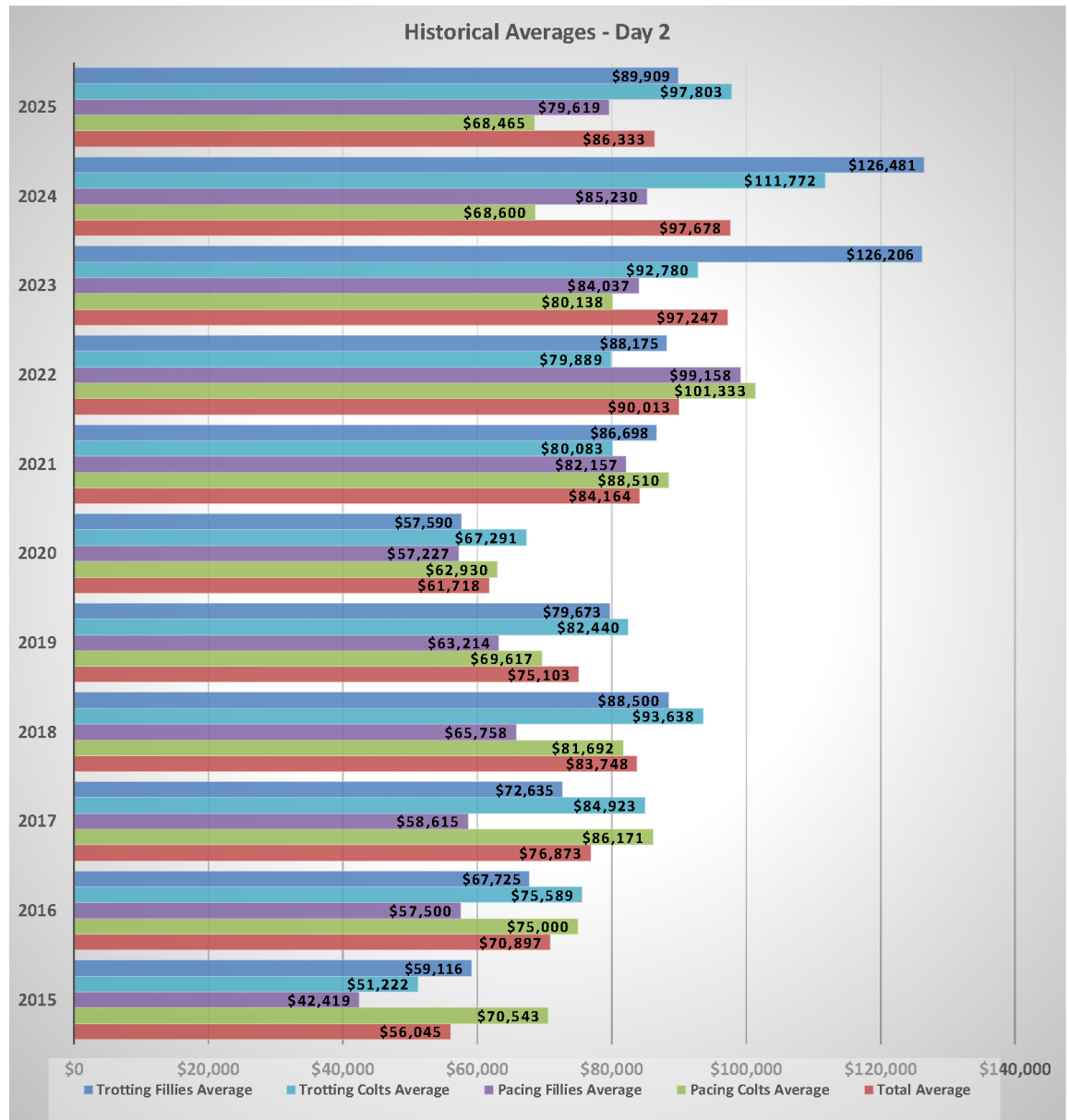
Visit www.winbakfarm.com for yearling videos. / f / X / @

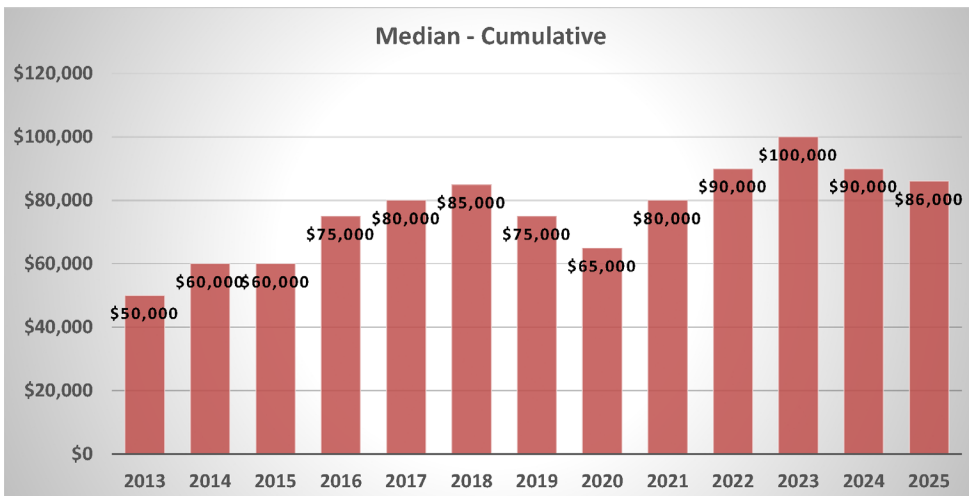
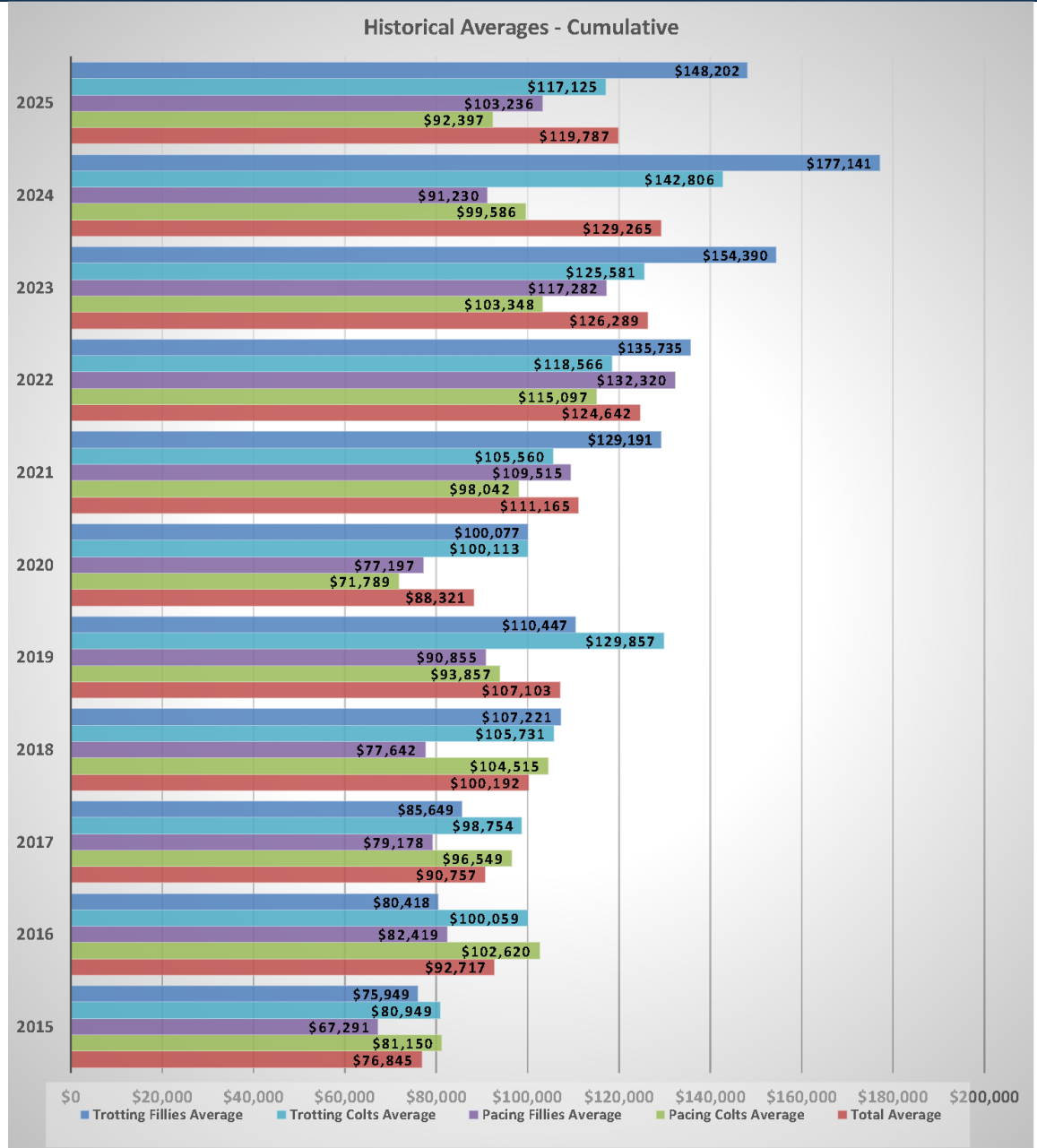
2025 SELECTED YEARLINGS SALE - TOP SOLD (TOP 20) - DAY 2

| Hip | Yearling Name <i>Sex, Color, Sire-Dam</i> | Buyer <i>Consignor</i> | Price |
|-----|---|---|-----------|
| 182 | JIMDOUGIE ARMITAGE <i>C, B, Captain Corey - Quick Bet</i> | AKE SVANSTEDT INC., Wrightstown, NJ, USA <i>Armitage Farm Llc</i> | \$750,000 |
| 184 | KOUNTRY WIN <i>C, B, King Of The North - Winndevie</i> | BRADLEY J. GRANT, Milton, ON, Canada <i>Kountry Lane Standardbred Llc</i> | \$425,000 |
| 195 | CITY OF LIGHT <i>F, BR, Chapter Seven - Altar</i> | NANCY TAKTER, AGENT, Allentown, NJ, USA <i>Alliance Bloodstock, Agent</i> | \$300,000 |
| 281 | AMORE INSOLENTI <i>C, B, Tactical Landing - Insolentreusite Fr</i> | SABINE KAGEBRANT, AGENT FOR COURANT INC., Delray Beach, FL, USA <i>Preferred Equine, Inc., Agent</i> | \$290,000 |
| 149 | SAMUEL STATION <i>C, B, Bulldog Hanover - Sloopy</i> | TONY ALAGNA, AGENT, Jackson, NJ, USA <i>Spring Station Bloodstock Llc</i> | \$260,000 |
| 263 | OLBIA <i>F, B, Muscle Hill - Graceful Lady</i> | MARCUS MELANDER, AGENT, New Egypt, NJ, USA <i>Hunterton Sales Agency, Inc., Agent</i> | \$260,000 |
| 156 | A TALE OF KEMP <i>F, B, Walner - Speed Titan</i> | REIJO LILJENDAHL, Vero Beach, FL, USA <i>Hunterton Sales Agency, Inc., Agent</i> | \$250,000 |
| 179 | PERCIVAL <i>C, B, Tactical Landing - Vita Bella Bi</i> | TROND SMEDSHAMMER, Allentown, NJ, USA <i>Cane Run Farm, Agent</i> | \$220,000 |
| 327 | JUST DIOR HER <i>F, B, Greenshoe - Muscle Dolly</i> | WIESMAN FARMS, York, PA, USA <i>Kentuckiana Farms</i> | \$210,000 |
| 237 | TALBOT TYCOON <i>C, BR, Walner - Danish Girl</i> | KENNETH JACOBS, Baldwinsville, NY, USA <i>Preferred Equine, Inc., Agent</i> | \$207,000 |
| 136 | SWEET AS SILK <i>F, BR, Sweet Lou - Sea Silk</i> | ANDREW HARRIS, AGENT FOR WILLIAM POLLOCK, Allentown, NJ, USA <i>Hunterton Sales Agency, Inc., Agent</i> | \$200,000 |
| 178 | GH CORY <i>C, BR, Captain Corey - Vinyasa</i> | NOEL DALEY, Chesterfield, NJ, USA <i>Peninsula Farm, Inc., Agent</i> | \$200,000 |
| 211 | ORANGE CRUSH <i>C, BR, Tactical Landing - Wheely Quick</i> | MICHAEL COTE GAGNON, Montreal, QC, Canada <i>Hunterton Sales Agency, Inc., Agent</i> | \$200,000 |
| 161 | SWEETEST OF ALL <i>F, B, Walner - Sweet Shirley Mae</i> | ROBERT LINDSTROM, AGENT, Boden, Sweden <i>Preferred Equine, Inc., Agent</i> | \$190,000 |
| 306 | ROWDY STATION <i>C, BR, Huntsville - Rodeo Rosie</i> | CHRIS RYDER, Allentown, NJ, USA <i>Spring Station Bloodstock Llc</i> | \$190,000 |
| 331 | FEARLESS DESIRE <i>F, B, Bettor's Delight - No Fear Dear</i> | SABINE KAGEBRANT, AGENT FOR COURANT INC., Delray Beach, FL, USA <i>Anvil And Lace Farm</i> | \$190,000 |
| 300 | LOVELY LAD LINDY <i>C, B, Walner - Lovely Lindy</i> | M & L OF DELAWARE LLC, Wilmington, DE, USA <i>Preferred Equine, Inc., Agent</i> | \$185,000 |
| 200 | BIG DADDY COOL <i>C, B, Downbytheseaside - Angelou</i> | JOE HOLLOWAY, Freehold, NJ, USA <i>All American Harnessbreds</i> | \$180,000 |
| 225 | LEBRON BI <i>C, B, Muscle Hill - Call Me Bi It</i> | MARCUS MELANDER, AGENT, New Egypt, NJ, USA <i>Hunterton Sales Agency, Inc., Agent</i> | \$180,000 |
| 261 | HIGHLAND FIREN ICE <i>F, B, King Of The North - Highland Top Hill</i> | THE STABLE INTERNATIONAL RACING CORP, Brunswick, OH, USA <i>Spring Station Bloodstock Llc, Agent</i> | \$180,000 |

2025 SELECTED YEARLINGS SALE - TOP SOLD (TOP 20) - CUMULATIVE

| Hip | Yearling Name <i>Sex, Color, Sire-Dam</i> | Buyer <i>Consignor</i> | Price |
|-----|--|---|-------------|
| 70 | DEJEUNER <i>F, BR, Walner - French Cafe</i> | NOEL DALEY, AGENT FOR WINNING KEY, Chesterfield, NJ, USA <i>Kentuckiana Farms, Agent</i> | \$1,000,000 |
| 94 | TURTLE DOVE <i>F, BR, Walner - When Dovescry</i> | JEFF SNYDER & SRF, New York, NY, USA <i>Hunterton Sales Agency, Inc., Agent</i> | \$900,000 |
| 4 | TYNDALL <i>F, B, Gimpanzee - Southwind Serena</i> | MARTINEZ EQUINE, AGENT, York, PA, USA <i>Hunterton Sales Agency, Inc., Agent</i> | \$800,000 |
| 182 | JIMDOUGIE ARMITAGE <i>C, B, Captain Corey - Quick Bet</i> | AKE SVANSTEDT INC., Wrightstown, NJ, USA <i>Armitage Farm Llc</i> | \$750,000 |
| 50 | VALOROUS <i>C, BR, Alrajah One It - Venerable</i> | DAVID MCDUFFEE, AGENT, Rye, NH, USA <i>Cameo Hills Farm</i> | \$575,000 |
| 44 | SEASIDE UBEAUT <i>F, B, Downbytheseaside - Warrawee Ubeaut</i> | ANDREW HARRIS, AGENT FOR WILLIAM POLLOCK, Allentown, NJ, USA <i>Crawford Farms</i> | \$500,000 |
| 93 | SOCIAL HOUR <i>F, B, Walner - Lonely Lady</i> | AL LIBFELD, Pickering, ON, Canada <i>Hunterton Sales Agency, Inc., Agent</i> | \$500,000 |
| 59 | TEMPLE OF TROT <i>F, B, Walner - Check Me Out</i> | M & L OF DELAWARE / ARMITAGE FARM, Wilmington, DE, USA <i>Cameo Hills Farm</i> | \$485,000 |
| 19 | UMBRIA <i>C, B, Tactical Landing - Anoka Hanover</i> | ANDREW HARRIS, AGENT FOR WILLIAM POLLOCK, Allentown, NJ, USA <i>Crawford Farms</i> | \$475,000 |
| 96 | TEMPERAMENTAL <i>F, B, Muscle Hill - Love Muffin</i> | M & L OF DELAWARE / ARMITAGE FARM, Wilmington, DE, USA <i>Hunterton Sales Agency, Inc., Agent</i> | \$475,000 |
| 27 | TONY PRO <i>C, B, Chapter Seven - Check Out Trixie</i> | JEFFREY SNYDER, New York, NY, USA <i>Cameo Hills Farm</i> | \$425,000 |
| 184 | KOUNTRY WIN <i>C, B, King Of The North - Winndevie</i> | BRADLEY J. GRANT, Milton, ON, Canada <i>Kountry Lane Standardbred Llc</i> | \$425,000 |
| 77 | MOUNTAIN MAMA <i>F, B, Muscle Hill - Grimmie Hanover</i> | SABINE KAGEBRANT, AGENT FOR COURANT INC., Delray Beach, FL, USA <i>Preferred Equine, Inc., Agent</i> | \$410,000 |
| 66 | VAINQUEUR <i>C, B, Bulldog Hanover - Fire Start Hanover</i> | ANDREW HARRIS, AGENT FOR WILLIAM POLLOCK, Allentown, NJ, USA <i>Hunterton Sales Agency, Inc., Agent</i> | \$375,000 |
| 60 | DAY ONE DANDY <i>F, B, Walner - Delilah Hanover</i> | DAVID MCDUFFEE, Rye, NH, USA <i>Cameo Hills Farm</i> | \$350,000 |
| 72 | SWEETIE <i>F, B, Chapter Seven - Gama Bourbon Fr</i> | M & L OF DELAWARE / ARMITAGE FARM, Wilmington, DE, USA <i>Hunterton Sales Agency, Inc., Agent</i> | \$330,000 |
| 38 | ISCHIA <i>F, B, Father Patrick - Avalicious</i> | LYNN CURRY, West Chester, PA, USA <i>Crawford Farms</i> | \$320,000 |
| 41 | GAGOSIAN <i>C, B, Walner - Basquiat</i> | MARCUS MELANDER, New Egypt, NJ, USA <i>Concord Stud Farm, Agent</i> | \$300,000 |
| 57 | DYNAMIC YANKEE <i>C, B, Muscle Hill - Darlene Hanover</i> | MARCUS MELANDER, AGENT, New Egypt, NJ, USA <i>Preferred Equine, Inc., Agent</i> | \$300,000 |
| 71 | CREAMY ARMITAGE <i>F, B, Walner - French Souffle</i> | LINDA TOSCANO, AGENT, Freehold, NJ, USA <i>Armitage Farm Llc</i> | \$300,000 |
| 195 | CITY OF LIGHT <i>F, BR, Chapter Seven - Altar</i> | NANCY TAKTER, AGENT, Allentown, NJ, USA <i>Alliance Bloodstock, Agent</i> | \$300,000 |







SESSION TOTALS - DAY 2

| Category | Sold | Amount | Average | Median |
|------------------|------------|---------------------|-----------------|-----------------|
| PACING COLTS | 43 | \$2,944,000 | \$68,465 | \$62,000 |
| PACING FILLIES | 42 | \$3,344,000 | \$79,619 | \$75,000 |
| TROTting COLTS | 71 | \$6,944,000 | \$97,803 | \$75,000 |
| TROTting FILLIES | 66 | \$5,934,000 | \$89,909 | \$70,000 |
| PACERS | 85 | \$6,288,000 | \$73,976 | \$70,000 |
| TROTTERS | 137 | \$12,878,000 | \$94,000 | \$70,000 |
| COLTS | 114 | \$9,888,000 | \$86,737 | \$70,000 |
| FILLIES | 108 | \$9,278,000 | \$85,907 | \$71,000 |
| TOTAL | 222 | \$19,166,000 | \$86,333 | \$70,000 |

BUYER DEMOGRAPHICS - DAY 2

| Country | Jurisdiction | Gross | % of Sales Gross |
|----------------------|--------------|---------------------|------------------|
| CANADA | ON | \$1,794,000 | |
| CANADA | QC | \$445,000 | |
| CANADA | PE | \$211,000 | |
| CANADA | PQ | \$80,000 | |
| CANADA | NS | \$25,000 | |
| CANADA TOTALS | | \$2,555,000 | 13.33% |
| SWEDEN | | \$502,000 | |
| FRANCE | | \$130,000 | |
| BELGIUM | | \$115,000 | |
| EUROPE TOTALS | | \$747,000 | 3.90% |
| USA | NJ | \$7,956,000 | |
| USA | FL | \$1,673,000 | |
| USA | NY | \$1,575,000 | |
| USA | PA | \$1,469,000 | |
| USA | OH | \$1,045,000 | |
| USA | MA | \$705,000 | |
| USA | KY | \$587,000 | |
| USA | DE | \$238,000 | |
| USA | MN | \$202,000 | |
| USA | CT | \$155,000 | |
| USA | IL | \$122,000 | |
| USA | IN | \$77,000 | |
| USA | MD | \$25,000 | |
| USA | NM | \$23,000 | |
| USA | TX | \$12,000 | |
| USA TOTALS | | \$15,864,000 | 82.77% |

**BET ON HARNESS RACING
WITH 1/ST BET**

\$250 SIGN UP BONUS

SIGN UP NOW

PROMO CODE: HRU250

SESSION TOTALS - CUMULATIVE

| Category | Sold | Amount | Average | Median |
|------------------|------------|---------------------|------------------|-----------------|
| PACING COLTS | 63 | \$5,821,000 | \$92,397 | \$80,000 |
| PACING FILLIES | 55 | \$5,678,000 | \$103,236 | \$82,000 |
| TROTting COLTS | 120 | \$14,055,000 | \$117,125 | \$88,500 |
| TROTting FILLIES | 104 | \$15,413,000 | \$148,202 | \$102,500 |
| PACERS | 118 | \$11,499,000 | \$97,449 | \$80,000 |
| TROTTERS | 224 | \$29,468,000 | \$131,554 | \$90,000 |
| COLTS | 183 | \$19,876,000 | \$108,612 | \$85,000 |
| FILLIES | 159 | \$21,091,000 | \$132,648 | \$100,000 |
| TOTAL | 342 | \$40,967,000 | \$119,787 | \$86,000 |

BUYER DEMOGRAPHICS - CUMULATIVE

| Country | Jurisdiction | Gross | % of Sales Gross |
|----------------------|--------------|---------------------|------------------|
| CANADA | ON | \$3,249,000 | |
| CANADA | QC | \$1,155,000 | |
| CANADA | PQ | \$380,000 | |
| CANADA | PE | \$211,000 | |
| CANADA | NS | \$25,000 | |
| CANADA TOTALS | | \$5,020,000 | 12.25% |
| SWEDEM | | \$592,000 | |
| FRANCE | | \$130,000 | |
| AUSTRALIA | | \$120,000 | |
| BELGIUM | | \$115,000 | |
| EUROPE TOTALS | | \$957,000 | 2.34% |
| USA | NJ | \$16,596,000 | |
| USA | PA | \$3,924,000 | |
| USA | NY | \$3,622,000 | |
| USA | FL | \$3,352,000 | |
| USA | DE | \$1,990,000 | |
| USA | OH | \$1,450,000 | |
| USA | NH | \$925,000 | |
| USA | MN | \$743,000 | |
| USA | KY | \$717,000 | |
| USA | MA | \$705,000 | |
| USA | IN | \$264,000 | |
| USA | MD | \$195,000 | |
| USA | ME | \$195,000 | |
| USA | CT | \$155,000 | |
| USA | IL | \$122,000 | |
| USA | NM | \$23,000 | |
| USA | TX | \$12,000 | |
| USA TOTALS | | \$34,990,000 | 85.41% |

LEADING BUYERS - DAY 2

TOP 10 BY GROSS

| Buyers | Sold | Gross | Average |
|--|------|-------------|-----------|
| AKE SVANSTEDT INC. | 5 | \$1,260,000 | \$252,000 |
| NANCY TAKTER, AGENT | 5 | \$760,000 | \$152,000 |
| MARCUS MELANDER, AGENT | 5 | \$705,000 | \$141,000 |
| ANDY MILLER STABLE INC., AGENT | 5 | \$565,000 | \$113,000 |
| NOEL DALEY | 6 | \$552,000 | \$92,000 |
| SABINE KAGEBRANT, AGENT FOR COURANT INC. | 3 | \$550,000 | \$183,333 |
| TONY ALAGNA, AGENT | 5 | \$530,000 | \$106,000 |
| BRADLEY J. GRANT | 2 | \$495,000 | \$247,500 |
| REIJO LILJENDAHL | 3 | \$400,000 | \$133,333 |
| GEORGE DUCCHARME, AGENT | 3 | \$380,000 | \$126,667 |

LEADING BUYERS - DAY 2

TOP 10 BY AVERAGE

| Buyers | Sold | Gross | Average |
|--|------|-------------|-----------|
| AKE SVANSTEDT INC. | 5 | \$1,260,000 | \$252,000 |
| BRADLEY J. GRANT | 2 | \$495,000 | \$247,500 |
| MICHAEL COTE GAGNON | 1 | \$200,000 | \$200,000 |
| ROBERT LINDSTROM, AGENT | 1 | \$190,000 | \$190,000 |
| M & L OF DELAWARE LLC | 1 | \$185,000 | \$185,000 |
| SABINE KAGEBRANT, AGENT FOR COURANT INC. | 3 | \$550,000 | \$183,333 |
| KENNETH JACOBS | 2 | \$347,000 | \$173,500 |
| TROND SMEDSHAMMER | 2 | \$345,000 | \$172,500 |
| ANDREW HARRIS, AGENT FOR WILLIAM POLLOCK | 2 | \$335,000 | \$167,500 |
| DAVID COHEN | 2 | \$325,000 | \$162,500 |

LEADING CONSIGNORS - DAY 2

TOP 10 BY GROSS (3 or more sold)

| Consignor | Sold | Gross | Average |
|-------------------------------|------|-------------|-----------|
| PREFERRED EQUINE, INC. | 38 | \$3,660,000 | \$96,316 |
| HUNTERTON SALES AGENCY, INC. | 31 | \$2,697,000 | \$87,000 |
| KENTUCKIANA FARMS | 30 | \$2,171,000 | \$72,367 |
| SPRING STATION BLOODSTOCK LLC | 15 | \$1,654,000 | \$110,267 |
| PENINSULA FARM, INC. | 12 | \$1,132,000 | \$94,333 |
| ARMITAGE FARM LLC | 7 | \$1,089,000 | \$155,571 |
| ALLIANCE BLOODSTOCK | 12 | \$1,047,000 | \$87,250 |
| CRAWFORD FARMS | 13 | \$875,000 | \$67,308 |
| CAMEO HILLS FARM | 12 | \$628,000 | \$52,333 |
| KOUNTRY LANE STANDARDBRED LLC | 3 | \$622,000 | \$207,333 |

LEADING CONSIGNORS - DAY 2

TOP 10 BY AVERAGE (3 or more sold)

| Consignor | Sold | Gross | Average |
|-------------------------------|------|-------------|-----------|
| KOUNTRY LANE STANDARDBRED LLC | 3 | \$622,000 | \$207,333 |
| ARMITAGE FARM LLC | 7 | \$1,089,000 | \$155,571 |
| SPRING STATION BLOODSTOCK LLC | 15 | \$1,654,000 | \$110,267 |
| ALL AMERICAN HARNESSBREDS | 5 | \$549,000 | \$109,800 |
| ANVIL AND LACE FARM | 4 | \$430,000 | \$107,500 |
| BLUE CHIP FARMS, LLC | 3 | \$295,000 | \$98,333 |
| PREFERRED EQUINE, INC. | 38 | \$3,660,000 | \$96,316 |
| PENINSULA FARM, INC. | 12 | \$1,132,000 | \$94,333 |
| ALLIANCE BLOODSTOCK | 12 | \$1,047,000 | \$87,250 |
| HUNTERTON SALES AGENCY, INC. | 31 | \$2,697,000 | \$87,000 |

LEADING SIRES - DAY 2

TOP 10 BY GROSS (3 or more sold)

| Sires | Sold | Gross | Average |
|---------------------|------|-------------|-----------|
| WALNER | 32 | \$3,030,000 | \$94,688 |
| CHAPTER SEVEN | 24 | \$2,551,000 | \$106,292 |
| CAPTAIN COREY | 12 | \$1,832,000 | \$152,667 |
| MUSCLE HILL | 16 | \$1,380,000 | \$86,250 |
| TACTICAL LANDING | 14 | \$1,308,000 | \$93,429 |
| BULLDOG HANOVER | 14 | \$1,210,000 | \$86,429 |
| CAPTAIN TREACHEROUS | 12 | \$1,022,000 | \$85,167 |
| SWEET LOU | 9 | \$917,000 | \$101,889 |
| KING OF THE NORTH | 4 | \$845,000 | \$211,250 |
| GREENSHOE | 10 | \$768,000 | \$76,800 |

LEADING SIRES - DAY 2

TOP 10 BY AVERAGE (3 or more sold)

| Sires | Sold | Gross | Average |
|-------------------|------|-------------|-----------|
| KING OF THE NORTH | 4 | \$845,000 | \$211,250 |
| CAPTAIN COREY | 12 | \$1,832,000 | \$152,667 |
| DOWNBYTHESEASIDE | 4 | \$429,000 | \$107,250 |
| CHAPTER SEVEN | 24 | \$2,551,000 | \$106,292 |
| HUNTSVILLE | 6 | \$627,000 | \$104,500 |
| SWEET LOU | 9 | \$917,000 | \$101,889 |
| BETTOR'S DELIGHT | 3 | \$287,000 | \$95,667 |
| WALNER | 32 | \$3,030,000 | \$94,688 |
| TACTICAL LANDING | 14 | \$1,308,000 | \$93,429 |
| BULLDOG HANOVER | 14 | \$1,210,000 | \$86,429 |

LEADING BUYERS - CUMULATIVE TOP 10 BY GROSS

| Buyers | Sold | Gross | Average |
|---|------|-------------|-------------|
| AKE SVANSTEDT INC. | 12 | \$2,285,000 | \$190,417 |
| ANDREW HARRIS, AGENT FOR WILLIAM POLLOCK | 8 | \$2,285,000 | \$285,625 |
| MARCUS MELANDER, AGENT | 10 | \$1,575,000 | \$157,500 |
| M & L OF DELAWARE / ARMITAGE FARM | 4 | \$1,550,000 | \$387,500 |
| SABINE KAGEBRANT, AGENT FOR COURANT INC. | 7 | \$1,212,000 | \$173,143 |
| TONY ALAGNA, AGENT | 8 | \$1,020,000 | \$127,500 |
| NOEL DALEY, AGENT FOR WINNING KEY | 1 | \$1,000,000 | \$1,000,000 |
| ANDY MILLER STABLE INC., AGENT | 9 | \$945,000 | \$105,000 |
| LUCAS WALLIN | 6 | \$940,000 | \$156,667 |
| NANCY TAKTER, AGENT | 6 | \$935,000 | \$155,833 |

LEADING BUYERS - CUMULATIVE TOP 10 BY AVERAGE

| Buyers | Sold | Gross | Average |
|--------------------------------------|------|-------------|-------------|
| NOEL DALEY, AGENT FOR WINNING KEY | 1 | \$1,000,000 | \$1,000,000 |
| JEFF SNYDER & SRF | 1 | \$900,000 | \$900,000 |
| MARTINEZ EQUINE, AGENT | 1 | \$800,000 | \$800,000 |
| DAVID MCDUFFEE, AGENT | 1 | \$575,000 | \$575,000 |
| AL LIBFELD | 1 | \$500,000 | \$500,000 |
| JEFFREY SNYDER | 1 | \$425,000 | \$425,000 |
| M & L OF DELAWARE / ARMITAGE FARM | 4 | \$1,550,000 | \$387,500 |
| DAVID MCDUFFEE | 1 | \$350,000 | \$350,000 |
| MARCUS MELANDER | 1 | \$300,000 | \$300,000 |
| LINDA TOSCANO, AGENT | 1 | \$300,000 | \$300,000 |

LEADING CONSIGNORS - CUMULATIVE TOP 10 BY GROSS (3 or more sold)

| Consignor | Sold | Gross | Average |
|-------------------------------|------|-------------|-----------|
| HUNTERTON SALES AGENCY, INC. | 60 | \$9,234,000 | \$153,900 |
| PREFERRED EQUINE, INC. | 47 | \$5,582,000 | \$118,766 |
| KENTUCKIANA FARMS | 47 | \$5,034,000 | \$107,106 |
| CRAWFORD FARMS | 26 | \$3,895,000 | \$149,808 |
| CAMEO HILLS FARM | 24 | \$3,168,000 | \$132,000 |
| SPRING STATION BLOODSTOCK LLC | 19 | \$2,209,000 | \$116,263 |
| ALLIANCE BLOODSTOCK | 19 | \$1,819,000 | \$95,737 |
| PENINSULA FARM, INC. | 15 | \$1,669,000 | \$111,267 |
| ARMITAGE FARM LLC | 10 | \$1,564,000 | \$156,400 |
| CONCORD STUD FARM | 10 | \$1,215,000 | \$121,500 |

LEADING CONSIGNORS - CUMULATIVE TOP 10 BY AVERAGE (3 or more sold)

| Consignor | Sold | Gross | Average |
|-------------------------------|------|-------------|-----------|
| ARMITAGE FARM LLC | 10 | \$1,564,000 | \$156,400 |
| KOUNTRY LANE STANDARDBRED LLC | 7 | \$1,087,000 | \$155,286 |
| HUNTERTON SALES AGENCY, INC. | 60 | \$9,234,000 | \$153,900 |
| CRAWFORD FARMS | 26 | \$3,895,000 | \$149,808 |
| CAMEO HILLS FARM | 24 | \$3,168,000 | \$132,000 |
| CONCORD STUD FARM | 10 | \$1,215,000 | \$121,500 |
| PREFERRED EQUINE, INC. | 47 | \$5,582,000 | \$118,766 |
| SPRING STATION BLOODSTOCK LLC | 19 | \$2,209,000 | \$116,263 |
| ALL AMERICAN HARNESSBREDS | 8 | \$914,000 | \$114,250 |
| PENINSULA FARM, INC. | 15 | \$1,669,000 | \$111,267 |

LEADING SIREs - CUMULATIVE TOP 10 BY GROSS (3 or more sold)

| Sires | Sold | Gross | Average |
|-------------------|------|--------------|-----------|
| WALNER | 69 | \$10,078,000 | \$146,058 |
| CHAPTER SEVEN | 45 | \$5,771,000 | \$128,244 |
| MUSCLE HILL | 28 | \$3,676,000 | \$131,286 |
| CAPTAINREACHEROUS | 26 | \$2,897,000 | \$111,423 |
| BULLDOG HANOVER | 20 | \$2,510,000 | \$125,500 |
| TACTICAL LANDING | 18 | \$2,353,000 | \$130,722 |
| CAPTAIN COREY | 13 | \$1,982,000 | \$152,462 |
| GIMPANZEE | 21 | \$1,883,000 | \$89,667 |
| DOWNBYTHESEASIDE | 8 | \$1,519,000 | \$189,875 |
| SWEET LOU | 13 | \$1,389,000 | \$106,846 |

LEADING SIREs - CUMULATIVE TOP 10 BY AVERAGE (3 or more sold)

| Sires | Sold | Gross | Average |
|-------------------|------|--------------|-----------|
| KING OF THE NORTH | 4 | \$845,000 | \$211,250 |
| DOWNBYTHESEASIDE | 8 | \$1,519,000 | \$189,875 |
| FATHER PATRICK | 4 | \$617,000 | \$154,250 |
| CAPTAIN COREY | 13 | \$1,982,000 | \$152,462 |
| WALNER | 69 | \$10,078,000 | \$146,058 |
| MUSCLE HILL | 28 | \$3,676,000 | \$131,286 |
| TACTICAL LANDING | 18 | \$2,353,000 | \$130,722 |
| CHAPTER SEVEN | 45 | \$5,771,000 | \$128,244 |
| BULLDOG HANOVER | 20 | \$2,510,000 | \$125,500 |
| ECURIE D DK | 5 | \$622,000 | \$124,400 |



BACKSTRETCH WITH GORDON

with GORDON WATERSTONE

I told y'all so!

by Gordon Waterstone

I told y'all so. I told y'all yesterday that I was skeptical that gas prices in Lexington would remain low. I'm just glad that I'm smarter than I look after filling my car's gas tank Monday morning where it was \$2.59 a gallon. Why? Because by Monday night the price had soared to \$2.99. And that's the price I saw at pretty much every station on my way out to Fasig-Tipton for Monday's opening session of the Lexington Selected Yearling Sale.

How about that huge announcement Monday at the sale that the 2027 Breeders Crown would be hosted by The Red Mile? I've known that it would be happening for a while now but until it's declared official, I didn't want to say anything. That should be some month of racing in Lexington as the historic racetrack will have its annual two weeks of Grand Circuit racing and then a bit later the Breeders Crown finals, likely over the first weekend of November. Let's start hoping now for good weather.

It also appears right now the Hambletonian could be looking for a new home following the 2026 renewal. Jeff Gural has told me he's an avid reader of my Backstretch column – of which I am most appreciative – so I will put it out there that I hope when the dust settles the trotting jewel remains at The Meadowlands. One thing I do hope for is that whatever may happen that the race doesn't end up at Woodbine Mohawk Park. Nothing personal, but the Hambletonian is "America's Trotting Race" and belongs in the good ole USA.

Back to Monday night at the sale. I arrived around 5:30 and as I got out of my car a gentleman who had parked next to me yelled over, "Hey, it's Backstretch With Gordon." I hope I got his name correct as I didn't write it down but I believe it was Mark Robinson. Once again, glad to meet somebody who is a reader.

As I made it up to the sale pavilion, Sherry Lane, a former co-worker of mine at The Horseman And Fair World who now works for the Lexington Selected Yearling Sale Co., was also walking in. As Sherry went into the sale office, Steve Head came by and he stopped to chat for a few. I haven't seen Steve in a few years so it was nice to see him back in Lexington.

I made my way into the Kentucky Room where the opening reception was being held. Over the course of the night, I spoke to many, many, many people and I promise I won't list them all. After all, I don't want my column to go too long.

One of the first who greeted me Monday night was Janet Campbell, the wife of the other John Campbell. Janet said her group had driven down from Pennsylvania on Sunday and when they were driving through Cincinnati, she decided to read that day's Backstretch column to the others to bide their time. Janet said that as she read it aloud, she thought it was a long column, and then when she realized that it took her the 75 miles from Cincinnati to Lexington to read the whole thing, that it was a bit long. But she loved the whole column.

I saw Northfield Park's Michael Carter, who was with Winbak Farm's Elizabeth Lewis-House. Michael asked me if I knew any gossip, and I gave him a big grin and said, "I'm looking right at the gossip." Michael and Elizabeth both laughed and then went on their way. Speaking of Winbak, I also had a chance Monday night to say hello to farm owner Joe Thomson, also one of the owners of The Red Mile.

Adriano Sorella is in town after an absence of a few years and this was the first time I've seen him since he decided to embark on a daily routine of walking 100,000 steps. Adriano looks great and I told him I needed to put on my walking shoes as well. I felt that even more when DRF's Derick Givner came by with a bunch of shirts he was giving away but had to apologize since he didn't have any XXLs left.

As the 7 p.m. sale time approached I walked out to the ring and was standing with ex-Boss Kathy and her brother Norm when Howie and Jessica Okusko came over. We all gave our condolences to the Okuskos on the loss of their great dog Maverick, who was also so friendly when I saw him in the barn area at The Red Mile.

Another person I need to mention that I saw was Michael Eisenberg, who I only marginally know. I saw Mike at the Round Barn party on Sunday night and we talked briefly, and we ran into each other the next night. I also have to mention from Sunday night that I had a nice conversation with The Red Mile's CFO/COO Shannon Cobb. I still haven't seen track president and CEO Joe Costa, who told me last year that he is an avid reader of Backstretch With Gordon as it's his primary source of info of what's happening.

I also saw both sale co-managers Bruce Brinkerhoff and David Reid, with the latter asking me the price of gas as he went by. Since I didn't see the price increase until leaving the sale, I could only tell Dave that it was \$2.59.

I keep forgetting to mention Swedish photographer Adam Strom, who has been in town a few days. I seem to be only able to wave hello at Adam as every time I see him, he is

surrounded by a bevy of women while taking selfies. Another person I saw who I haven't in a spell was Kim French, who resides in Louisville and wrote all the Kentucky Sires Stakes stories on behalf of The Red Mile over the summer.

How about the sale results from Monday night? Obviously, the full stories can be read elsewhere in *HRU*, but the sale topper was the \$1 million Walner trotting filly purchase by Noel Daly on behalf of Patty Key. As for my sponsors, Steve and Cindy Stewart's Hunterton Sales Agency, they had a big night. Hunterton sold numbers two and three on the price list, led by another Walner trotting filly at \$900,000 and then a Gimpanzee trotting filly at \$800,000.

Hunterton sold six of the top 14 highest-priced yearlings on Monday night. Hunterton was the leading consignor by gross, with 29 yearlings selling for \$6,537,000. That was an average of \$225,414, second only to Crawford Farms' average of \$232,308 from 13 yearlings sold. It was no wonder that both Steve and Cindy had big smiles on their faces when I saw them Monday night.

I made it back to Fasig-Tipton around 11:30 a.m. on Tuesday as the Breeders Crown Charity Challenge reception was starting at noon. I heard a car horn honking at me as I got out of my car and it was ex-Boss Kathy. I'm starting to think she's following me around just for a Backstretch mention. Which I most certainly have to do considering she's the one who came up with the whacky idea back in 2003 for me to roam the backstretch at The Mile and write what I see and hear.

Mark McKelvie was the MC at the reception and he introduced John Cambell, Bill McLinchey and Marvin Katz, who all gave short speeches. Congratulations to Marvin for all he's done to make the Charity Challenge a success (he's passing the torch to Joe McLead for next year's Crown races at Scioto Downs). Congratulations also to Marvin for his recent election into the Hall of Fame in Goshen, NY.

Earlier on Tuesday, I stopped to speak to auctioneers Kurt Becker and Mike Baker, and as I was wandering around the Kentucky Room, Ed Teefey came by to talk. I saw Mary McDermott and her father, Kevin, at a table so I made my way over to speak to them for a few. I eventually found a seat with Richard Stone and

Wally Mann, where I was able to enjoy my lunch (mostly fruit). I was glad I also had a chance to catch up with Jack Darling and his wife, Ann.

I didn't want to stay too long as I wanted to get home and catch most of the Tigers vs. Guardians playoff game (the Tigers won 2-1 in a thriller), and while I was giving Judy Wilson a ride back to her Air BNB, I told her I wanted to do another lap around the arena before leaving. Judy said that worked fine for her as she was lining up Cheryl Erickson, who is here promoting the book she wrote about Greyhound, for an interview with Mark McKelvie and Michael Carter, who are hosting live Facebook broadcasts from Fasig-Tipton.

As I was finishing my lap, I ran into *HRU* advertising sales chief Wilma Van Vaerenbergh, and I know I can't finish this column up without mentioning her. And I also saw Boss Dave for a few minutes. I also have to mention that I believe Murray Brown has way too much time on his hands as I learned that he went through the entire sale catalog of 930 horses and divided them up by color. That's it for today, I'll be back with you on Thursday. And the weather for the week still looks fantastic, with afternoon highs in the low 80s and nary a chance of rain.

SHARE THIS STORY
www.HarnessRacingUpdate.com



HRU EDITIONS FROM THE PAST

| May | | | | | | |
|-----|----|----|----|----|----|----|
| Su | Mo | Tu | We | Th | Fr | Sa |
| 1 | 2 | 3 | 4 | 5 | 6 | 7 |
| 8 | 9 | 10 | 11 | 12 | 13 | 14 |
| 15 | 16 | 17 | 18 | 19 | 20 | 21 |
| 22 | 23 | 24 | 25 | 26 | 27 | 28 |
| 29 | 30 | 31 | | | | |

| June | | | | | | |
|------|----|----|----|----|----|----|
| Su | Mo | Tu | We | Th | Fr | Sa |
| | | | 1 | 2 | 3 | 4 |
| 5 | 6 | 7 | 8 | 9 | 10 | 11 |
| 12 | 13 | 14 | 15 | 16 | 17 | 18 |
| 19 | 20 | 21 | 22 | 23 | 24 | 25 |
| 26 | 27 | 28 | 29 | 30 | | |

Previous HRU editions are available any time for FREE on the HRU website

www.HarnessRacingUpdate.com/archives

Birthplace of Champions!

LEXINGTON SELECTED SALE: September 29 – October 3, 2025
 HARRISBURG SALE: November 3–5, 2025

HUNTERTON
 Farm & Sales Agency
 Steve & Cindy Stewart
 P.O. Box 716, Paris, Kentucky 40362 • (859) 987-3983, Fax (859) 987-0679
www.huntertonfarm.com



HOLLYWOOD'S HITS

with **BOB HEYDEN**

Some Red Mile facts about Oct. 1, 1980, Walner and Jenna's Beach Boy

by **Bob Heyden**

Oct. 1, 1980 was the day that the sport witnessed its first sub 1:50 mile at The Red Mile: a 1:49.1 time trial by Niatross. I came across a handful of new items I had glossed over a couple of years back.

1. Carl Becker was the announcer and Herman Brickel the racing secretary.
2. A total of 231 time trials were scheduled that week.
3. The existing track race records were 1:56.1 by Colonial Charm on the trot, and Super Clint and Governor Skipper in 1:54 on the pace.
4. Toy Poodle won twice that day with 1:55.4 being the fastest.
5. There was a \$1,270 match race, a non-betting event, before the nine-race card, between Overkill and Motor Home called the Allwood.
6. The oldest driver participating was 72-year-old Chester Goatley.

7. Corwin Nixon drove a 7-year-old trotter named Liebestraum in race 2, a \$500 conditioned trot.

8. Greyhound's 1938 1:55.1 time trial was still the trotting track standard.

9. The pacing time trial standard at The Red Mile was first set in 1966 by Bret Hanover (1:53.3), and then Steady Star (1:52) in 1971.

10. Niatross' fractions in his epic 1:49.1 time trial were :27.3, :54.3, 1:21.4, and 1:49.1.

WALNER

Walner only raced 10 times with nine wins and one break on Sept. 9 2016 at The Meadowlands in the Kindergarten. He set a world record of 1:51.3 at The Red Mile at 2 on Oct. 6, 2016 in the International Stallion Stake. His son Apex just won the Mohawk Million. As a sophomore, Walner had only two pari-mutuel starts, both wins, the fastest of which resulted in a 1:50.2 seasons best in the Stanley Dancer among all 3-year-olds. My favorite Walner stat is that he won nine times with five more in qualifiers for 14 in all. A different horse was second to him in all 14.

HAPPY ANNIVERSARY JENNA'S BEACH BOY

It's the 30th anniversary of Jenna's Beach Boy's 3-year-old world mark of 1:48.4 set at The Red Mile on Sept. 30, 1995. By far the most remarkable part of this was his missing the entire summer due to injury.

SHARE THIS STORY
www.HarnessRacingUpdate.com



#BETONHARNESS

OUR FUTURE DEPENDS ON IT!

HRU
HARNESS RACING
UPDATE



MANE ATTRACTION

with **JOHN BERRY**

Inflation!

by John Berry

About 50 years ago, give or take a length of two, I wrote a story about which, it turned out, it would necessitate eating crow for the rest of my life.

The story explained why this sport would never, ever see a mile accomplished in 1:50.

Many examples were shown on just why such a feat would be impossible, as every single one of the fastest miles in history to that time required a breather of sorts somewhere along the way, you know, a :29 quarter.

Our breed, at that time, was one of durability with records on the books stretching from the standard one-mile distance to distances ranging from two miles, three miles, five miles, 10 miles, 20 miles, all the way up to a staggering 100 miles.

Lest you think that the exhaustive distance of 100 miles was a freak, once-in-a-lifetime occurrence, there are three records on the books: the first by Fanny Jenks in 1845 and the undisputed world record of eight hours, 55 minutes and 53 seconds by the bay gelding Conqueror in 1853.

Yet another noteworthy performer for distance was a gelding named Controller, who stood atop the record books for 20 miles (to wagon) of 58:57 in 1878 and, for 10 miles in harness, 27:28¼ that same year. He was also high up on the list in a five-mile race – 13:15¼ – in 1877.

Yes, there were records back then at the standard distance of a mile – in races and time trials – and to wagon, under saddle, team-to-pole, triplicate (known as the troika in Russia) and by yearlings; the mare Pride establishing the standard at 2:44¼ in 1881 with that record withering away to 2:15 in 1911 by the pacer Frank Perry.

That yearling phenomenon continued – though sparsely – with the pacing filly Royal Lady 2nd clipping a-quarter-of-a-second off that in 1939.

Age was yet another way of proof for the breed as many horses raced for purse money past the age of 20, some examples being Abax, racing at age 26, Baldwin at 24, and Ada Symbol, 23, to name almost a handful.

Heat racing was very popular with some events rambling on for four, five, six heats, the most amazing one, in these eyes, being

the win by Alix in 1893 at the World's Fair in Chicago. That race lasted nine heats over three days!

Of course, as the standardbred breed began to leave the cocoon of durability in favor of speed, the stage was set for the pacer, Niatross.

The date was Oct. 1, 1980 with Niatross, Clint Galbraith in his sulky, about to rewrite history, as well as I getting my first taste of CROW.

Off fractions of :27.3 and :54.3, the thought of that here-to-fore necessary breather wasn't in the cards this day as Niatross lit up the timer at the third station in 1:21.4.

The roar of the crowd rings true in these ears this very day with the crowd not playing second fiddle to the two prompters and vaunted announcer Carl Becker: 1:49.1...

That was 45 years ago and to say that the inflation of speed has hit our sport would be a gross miscarriage.

Inflation has several meanings.

Some 75 years ago, my grandfather, Pop, took me out for ice cream on many occasions and he'd pop a couple of quarters out of his pocket and we'd all have yet another memorable moment, one of million with Pop.

Now, when I am blessed to have any of my grandchildren around, that same outing costs \$8-\$10 and a quarter won't buy even a lick of ice cream.

**HOW MUCH
DID
YOU
BET TODAY?**

#BETONHARNESS

Yes, over the years, inflation has eroded the value of a quarter and it doesn't buy too much anymore.

So, what's this got to do with harness racing?

Niatross' mile was, then, a once-in-a-lifetime mile.

Today, a 1:50 mile is kind of ho-hum and even 2-year-olds and trotters have now accomplished that magical time.

Some horses find themselves 10-15 lengths back these days while timed in a 1:50 mile.

Just looking at the opening week of The Red Mile's Grand Circuit meet, just a few examples popped up that prove the point.

In the Bluegrass for 3-year-old trotting fillies, Best Story Ever (Chapter Seven) made a bobble early on, recovered and trotted her final quarter in :26, and didn't pass one horse in finishing sixth.

In the Bluegrass for sophomore pacing fillies, both The Last Martini and Calamity Hour (both by Huntsville) each paced their final quarter in :25.2 and didn't earn one darn cent when the winner crossed the wire in 1:49.

In the Bluegrass for the 3-year-old pacing colts and geldings, Sugar Man (Papi Rob Hanover) paced his mile in 1:48.3, last quarter in :25.4 and last three quarters in 1:19.3 – yes, 1:19.3 – and earned, what they say in Spanish, N-A-D-A.

This, of course, is nothing new.

Not that long ago, Test Of Faith was in the Dorothy Haughton Memorial and had to start from the 10 post and, despite pacing her last quarter in :26.1 – a 1:44.4 rate for the mile – she had to settle for the 1 per cent appearance fee by finishing sixth;

only the second time she was off the board in over 45 grueling starts against the best in her class.

In the \$668,000 Meadowlands Pace that year, Confederate was relentless in his :25.4 final panel to win in 1:47 in a courageous first over mile.

But that wasn't the fastest quarter in that event as Save America paced his final quarter in :25.3 – a 1:41.2 mile rate to, at least, get the nickel. He paced his final three-quarters in 1:18.2.

This isn't just confined to stakes horses. Over-nighters like Taurasi won in 1:47.2 – :25.3 one night with others pacing home in similar time and not gaining one inch – much less one length.

This era of unparalleled speed is just beginning and it brings to light the value, or non-value, of black or purple type in sales catalogs.

There's only room for one horse at the top of each stakes race – unless there's a dead-heat – and, possibly more importantly, for divisional honors, Trotter of the Year, Pacer of the Year, and Horse of the Year.

With yearling prices as lofty as skyscrapers, one wonders whether the investment is worth the risk, especially when quarters, no matter how fast, don't seem to buy that much anymore, maybe not even a plugged nickel!

May The Horse Be With You!

SHARE THIS STORY
www.HarnessRacingUpdate.com



JOIN OUR GROWING AUDIENCE TODAY!


Harness Racing Update is the only harness racing publication that provides thorough and provocative coverage of the sport from across North America - all delivered to you within hours of the horses crossing the finish line.

HRU is the industry's leading information source for owners, breeders, drivers, trainers, racing executives and fans.

HRU is published in PDF format and distributed by Internet link, via email, to industry professionals around the world, allowing them to keep up with everything that is going on in harness racing.

HRU covers it all – race news, results and entries, commentary from some of the sport's best writers, sales results, video replays, major stakes handicapping, letters from readers and so much more.

SUBSCRIBE TODAY FOR FREE



GRASSROOTS PERSPECTIVE

with **CHRIS LOMON**

Harness racing has been a 'Boone' to Karlee McNab

by Chris Lomon

Karlee McNab wasn't born into horse racing, but there's no doubt she has fully embraced the industry – its people, and the pacers and trotters under her unwavering care.

It's a scene she had never imagined herself in: standing in a barn, under the cover of night, tending to an orphaned colt.

But that's exactly where the 22-year-old groom from Manitoba was near the start of this summer.

"I have always been around horses and had horses since I was young, so there is a connection in that way, but I had no association with horse racing," McNab said. "And now, here I am with a three-month-old racehorse of my own. I raised him by myself since he was a month and a half when his mother passed away. I have been feeding him and taking care of him ever since."

The horse, one she named Boone, has kept her busy over those 12-plus weeks.

"For the first little while, I was waking up early in the morning, feeding him, checking his vitals and making sure he wasn't getting sick being off his mother," she said. "It was a bit of a struggle – feeding him every few hours, waking up in the middle of the night and taking care of him. I wanted to make sure he didn't feel he was alone."

There's every sign that Boone doesn't feel that way.

Each morning, McNab is greeted by one of two very different receptions from her colt.

"I walk into the barn and he is always there whinnying," she said. "He meets me at the gate, sometimes with a happy face and sometimes with an angry face that says, 'Why didn't you come earlier? I'm hungry.'"

The colt who has endured a tough start to his life isn't the only one to have a doting McNab in his life.

"I have always been around horses and had horses since I was young, so there is a connection in that way, but I had no association with horse racing. And now, here I am with a three-month-old racehorse of my own. I raised him by myself since he was a month and a half when his mother passed away. I have been feeding him and taking care of him ever since."

~ Karlee McNab



Courtesy Karlee McNab
Karlee McNab

“The best part of my job is having the down time with the horses. When everybody else is in the paddock and I am in the barn myself, just loving on them, getting them harnessed up – that is the best part of the job.”

~ Karlee McNab

Working in the barn of the Mason family, husband and wife Darryl and Sherri, siblings Aaron (McNab's boyfriend), Paula and Trisha, McNab has developed strong bonds with the horses in her care.

One standout is Fan C That, a 5-year-old son of Armbro Baylor (MB) out of the Mystery Chase mare Cordees Fantasy. With 10 wins and 26 top-three finishes in 54 starts, Fan C That continues to prove a consistent competitor. His most recent win came on Sept. 25 at The Loop, a half-mile oval in Winnipeg.

“We have always had this great connection,” McNab said. “You could leave me alone with him and I would be totally fine. Obviously, I was inexperienced when I first started, but he was a horse who made you more confident in yourself.”

That confidence has grown, though not without some memorable moments along the way.

In one instance, McNab had to keep pace with the pacer in the barn.

“We have gotten into some laughable moments over the years,” she said. “He would get loose when I was harnessing him and I would be hanging off his neck, waddling beside him to get him back to his stall so I could harness him again. But he taught me quite a bit early on and really helped me.”

McNab typically doesn't battle butterflies when it's post time.

“It is more of a feeling of pride rather than nervousness,” she said. “You work so closely with the horses and get to know them so well because you are the one who spends the most time with them.”

She's also learned how perceptive some horses can be – especially after a win.

HF Aprils Kiss, a bay daughter of Santanna Blue Chip (AB) out of the Glorious Scooter mare HF Georges Kiss, pulled off a 27-1 upset at The Loop on Sept. 6. The horse, owned and driven by Aaron Mason, seemed to know exactly what she had accomplished.

McNab took notice of her demeanor the day after the trip to the winner's circle.

“They definitely do know if they have won,” she said. “Some of the horses in the barn, you can see a mood change after they win. I don't know if they feel it off us or if they just know

themselves. I was talking to Aaron recently and I was telling him that his horse, HF Aprils Kiss, she is always the one who almost seems to count the horses, where she is saying, ‘Okay, this is how many I need to pass to be in the top three.’ She was pretty full of herself the day after she won.”

While McNab appreciates the excitement of race day, it's the quieter moments she cherishes most.

“The best part of my job is having the down time with the horses,” she said. “When everybody else is in the paddock and I am in the barn myself, just loving on them, getting them harnessed up – that is the best part of the job.”

One of the more challenging parts of the job? Managing the individualized needs of each horse.

“Making sure you have them fully set to get to the race can be a bit nerve-wracking,” McNab said. “Every horse requires different equipment and has different needs, so early on, that was tough for me. You get better at it as time rolls on, but when it gets busy, you just need to stay focused and ensure that every horse is 100 per cent ready for their race. The setup for each horse is always changing, so you have to be on your toes.”

It's a task McNab takes on with quiet confidence and deep commitment.

Reflecting on her unexpected path into racing, she laughs.

“I don't know if it was deciding to become a groom – it was more being thrown into it,” she said. “It took a little bit to get the hang of things, and it just stuck. I have learned a lot over the past three years working with the Masons and I just love working with my horses.”

She's also developed a deep respect for the Western Canadian horse racing community.

“The people are very welcoming, and you can see the love they have for horses,” she said.

One more reason – a significant one at that – for McNab to embrace all things harness racing.

SHARE THIS STORY
www.HarnessRacingUpdate.com





Ontario SIRE STAKES REPORT

Doug McNair wins three of four Golds on Mohawk Monday card

by Dave Briggs

A quartet of Ontario Sires Stakes (OSS) Gold events were contested at Woodbine Mohawk Park on Monday night (Sept. 29) with driver Doug McNair piloting the first three winners.

Both **A Clean Deal** and **Flowing Tribute** won their fourth Gold events of the year. A Clean Deal won the \$140,000 event for 2-year-old pacing fillies in 1:50.3. Flowing Tribute won her \$90,000 Gold event for 2-year-old trotting fillies in 1:55, with Cher Hill taking the other \$90,000 event in 1:54.1. Finally, **Touchedbyanangel** won his first career Gold event the \$140,000 event for 2-year-old trotting colts in a career best 1:54.2.

A Clean Deal (McNair) got the ball rolling in race 2, defeating a pocket-sitting Daya by three-quarters-of-a-length in a field of six. The win improved the daughter of Cattlewash—Ideal Talker to 5-0-1 in six career starts and upped her bankroll to \$304,464 for owners Yolanda Fellows, Blair Corbeil, Windermere Stables, and James Ross. A Clean Deal was bred by Winbak Farm, was purchased for \$20,000 U.S. at the 2024 Lexington Selected Yearling Sale and is trained by Rob Fellows. Sent off as the favorite, A Clean Deal was sent off at 6-5 and paid \$2.50.

[Watch the race replay here.](#)

In race 4, second choice **Cher Hill** (McNair) won a cavalry charge in the stretch after front-running Greek Manalishi (Todd Ratchford) faded. Cher Hill edged fellow closer Cupid Hall by a neck, with favorite Bingo Night (Tyler Jones) just a half-length in arrears. The win improved the homebred daughter of Muscle Mass—Lauramarie Hill to 3-0-2 in nine career outings and upped her bankroll to \$127,837 for Tom Hill of England. The Gregg McNair trainee was sent off at 9-5 and paid \$5.60.

[Watch the race replay here.](#)

In race 6, Touchedbyanangel (Doug McNair) out-dueled favorite Strobe Light (James MacDonald) by a head to improve to 2-1-0 in 10 career starts and increase his bankroll to \$187,387 for Yolanda Fellows, Blair Corbeil, Mike McAllister, and Peter Porter. Bred by Blair and Erna Corbeil, the Rob Fellows-trained son of Archangel—Rubys Are Nice was purchased for \$70,000 U.S. at last year's Standardbred Horse Sales Company auction in Harrisburg, PA. Sent off at 9-1, Touchedbyanangel paid \$21.50.

[Watch the race replay here.](#)

In race 8, Bob McClure spoiled Doug McNair's four-peat by going gate-to-wire with favorite Flowing Tribute and defeating Barbara May by 1¾ lengths for trainer Paul Reid and owners Patrick Dillon, Laurie Rooney, Brian Kleinberg, and Richard Beinhauer. The daughter of Green Manalishi S out of Watch The Show, bred by Diane Ingham and Brenda Barnim, is now 5-1-0 in six starts and sports earnings of \$210,600. Sent off at 1-5, Flowing Tribute paid \$2.50.

[Watch the race replay here.](#)

The final Gold Standings are as follows:

2-Year-Old Colt Trot

1. Strobe Lite – 117
2. Another Great Mass – 91

New Image Media

A Clean Deal (Doug McNair) winning the \$140,000 Ontario Sires Stakes Gold Leg 5 event for 2-year-old pacing fillies on Monday (Sept. 29) at Woodbine Mohawk Park. It was his fourth Gold win of the year.



3. Touchedbyanangel – 86
4. The Green Gazoo – 78
5. Mike Me Up – 75
6. Cruncintheodds – 60
7. In The Black – 55
8. Tavern Onthe Green – 32
9. D A Masstermind – 31
10. Trouble With Names – 28

2-Year-Old Filly Pace

1. A Clean Deal – 212
2. Jen Tilly – 82
3. Naughty Delight – 67
4. Daya – 55
5. TH Check Me Out – 44
6. Jay – 25
7. Pownal Bay Bobbi – 16
8. A Bets A Bet – 10
9. Lavender Seelster – 5
10. Shes A Bulldog – 4

2-Year-Old Filly Trot

1. Flowing Tribute – 225
2. Bingo Night – 149

3. Cher Hill – 117
4. Very Sassy – 86
5. Barbara May – 78
6. HP Crystaline – 75
7. Timeless – 70
8. Lo And Behold – 53
9. Cupid Hall – 47
10. Figuratively – 33

UP NEXT IN ONTARIO SIRES STAKES ACTION: The complete OSS schedule is here: <https://oss.ontarioracing.com/schedule/>

- Thursday (Oct. 2) – Gold Series for 3-year-old colt pacers at Woodbine Mohawk Park
- Thursday (Oct. 2) – Gold Series for 3-year-old filly pacers at Woodbine Mohawk Park
- Friday (Oct. 3) – Prospect Series finals for 3-year-olds at The Raceway at Western Fair District
- Tuesday (Oct. 7) – Prospect Series finals for 2-year-olds at The Raceway at Western Fair District
- Friday (Oct. 10) – Gold Super Finals for 2-year-olds at Woodbine Mohawk Park
- Saturday (Oct. 11) – Gold Super Finals for 3-year-olds at Woodbine Mohawk Park

For more information, visit the Ontario Sires Stakes website: <https://oss.ontarioracing.com/>.



New Image Media
Two-year-old trotting filly Flowing Tribute (Bob McClure) also won her fourth Gold of the year.



Massachusetts

SIRE STAKES REPORT

The freshmen were flying as MASS Breeders Stakes got underway

by Tim Bojarski for the Standardbred Owners of Massachusetts

The Massachusetts Breeders Stakes kicked off at Plainridge Park on Monday (Sept. 29) and featured 2-year-old state-breds of both gaits and genders.

The card included two stakes and two track records being achieved, five new lifetime marks set, and a hat trick for driver Yannick Gingras.

The day started with two non-betting events.

The first was the lone \$75,000 division of 2-year-old trotting colts and geldings where **Mother's Moni** (International Moni—Mother Theresa) tied the stakes record for 2-year-old male trotters (Belmondo 1:55) and broke the track record for 2-year-old trotting colts (Inter Mischief 1:55.4) after a very strong performance.

Geologic (Gingras) took an early lead before Mother's Moni (Brett Beckwith) brushed by her at the quarter, and then controlled the race from there. They reached the half in :57.4 and when they got to three-quarters, the top two trotters had pulled away from the field. Mother's Moni continued to lead to the top of the stretch where Gingras tipped Geologic to challenge. But Mother's Moni rebuffed that rush and got home on top by two lengths in 1:55, which was a new lifetime mark.

Mother's Moni is owned and bred by K R Breeding and trained by Domenico Cecere.

Next was the first \$45,000 division of 2-year-old pacing fillies and **Perfect Lynn** (Perfect Sting—Meghan Lynn) set a new stakes and track record in a very close finish.

Perfect Lynn (Gingras) got away second behind Two Twenty Swift (Beckwith) and contently sat there through quarters of :27.4, :56.2, and 1:24.3, and then all around the last turn. At the top of the stretch, Gingras tipped Perfect Lynn and took direct aim at Two Twenty Swift. The two fillies matched strides to the line where Perfect Lynn won by a head in a lifetime best, 1:52.2.

Perfect Lynn is owned and bred by Thomas and Scott Dillon and trained by Ron Burke.

The previous stakes and track record for a 2-year-old pacing filly was 1:52.4 set by Purameri.



Photo by Tom Melanson

Tom Melanson
Mother's Moni (Brett Beckwith)
broke the track record while
winning the Massachusetts
Breeders Stakes for 2-year-old
trotting colts in 1:55 on Monday
(Sept. 29) at Plainridge Park.



Photo by Tom Melanson

Tom Melanson

Perfect Lynn (Yannick Gingras) set a new track and stakes record of 1:52.2 in the 2-year-old pacing fillies' division.

Next up was the first \$45,000 division of trotting fillies where **R Candy** (Walner–Lovely Lindy) scored a sweet victory.

R Candy (Gingras) led to the quarter before the parked-out Adios My Lindy (Bruce Ranger) made a power move to the top and reached the half in :58.1. That's where the race got interesting, as R Candy and Lindy In My Dreams (Beckwith) both pulled and went around Adios My Lindy and initiated a match race for the final quarter. The two trotters strode quickly around the last turn and were neck and neck to the line where R Candy got the edge by three-quarters-of-a-length and won in 1:55.2.

R Candy (\$6.20) is leased by M&L De/Armitage Farm and trained by Linda Toscano.

R Candy was bred by K R Breeding.

Then it was the first \$45,000 division of pacing colts and geldings where **Hard To Forget** scored his first lifetime victory.

Altair Blue Chip (Jimmy Whittmore) and Coach Cry (Ranger) traded leads twice before Altair Blue Chip led the field to the half in :57.2. Positions remained unchallenged until five-eighths where Hard To Forget (Matt Kakaley) pulled first-over from third and moved into second around the turn. At the top of the stretch, Kakaley gave Hard To Forget his head and the colt responded well by pulling away by 3¼ lengths to win in 1:54.2, taking his first lifetime mark.

Hard To Forget (\$2.10) is owned and bred by Fiddler's Creek Stables and trained by Travis Alexander.

The second \$45,000 division of trotting fillies went next and **Fairytale Moni** (Ready For Moni–Dream Chapter) could not be beating a photo finish.

Elqueen (Beckwith) took a quick early lead and kept it to the quarter, but Fairytale Moni (Nick Graffam) brushed and crushed to the front in front of the stands. Fairytale Moni reached the half in a mild :59 flat, but picked up the tempo with a :28.2 third panel as Elqueen lurked from the pocket and pulled to attack in the turn. When Elqueen neared Fairytale Moni, the fillies trotted in step through the bend and all the way to the line,

but Fairytale Moni would not be denied and won by a head in a career best, 1:55.4.

Fairytale Moni (\$4.80) is owned by George Ducharme Stable, Jim Winske, Jason Ash, and Sal Vullo and trained by George Ducharme.

Moni Maker Stable and Christina Takter bred Fairytale Moni.

The second \$45,000 filly pacing group then went to post with **Vainglorious** (Bettors Delight–Bronskimackenzie) doing the best work in the lane.

Forwhomthebeltolls (Kakaley), Bettor's Gold (Graffam) and Vainglorious (Drew Monti) got away in that order and remained that way through quarters of :29, :59.3, and 1:28. At that point, Vainglorious had been put into play on the outside and had drawn alongside Forwhomthebeltolls in the turn. That battle continued into the stretch where Vainglorious paced clear by 1¾ lengths in 1:56.

Vainglorious (\$4.20) is owned by her breeder/trainer Tahnee Camilleri, in partnership with David Kryway.

The final stakes contest of the day was the second \$45,000 division of pacing colts and geldings that was won by **Manador** (Bulldog Hanover–Count To Three) who held off a late rush to score.

Stablemates Mr McTygue (Beckwith) and Manador (Gingras) argued for the lead with Manador taking that position past the :27.4 quarter. The race stayed single file to the half in :57.1 but then Beantown Dragon (Graffam) came first-up and pushed Manador at three-quarters and then into the last turn. As the race approached the wire, three horses were closing in on Manador, but Manador refused to lose and hung on by a neck in 1.55, which was a new lifetime mark.

Manador (\$2.80) is owned and bred by M&L of Delaware and trained by Melissa Beckwith.

Free full past performance programs and race replays for all live racing days at Plainridge Park can be found at plainridgeparkcasino.com.



Delaware

SIRE STAKES REPORT

Harrington DSBF Stakes underway

by Matt Sparacino / Harrington Raceway

Delaware Standardbred Breeders Fund (DSBF) stakes for 2-year-old pacing colts and geldings kicked off the Monday (Sept. 29) program at Harrington Raceway with a pair of \$20,000 divisions.

The top eight point earners from two weeks of elimination legs will return for the \$110,000 final on Oct. 13.

He's Watching-sired horses captured two of the legs, starting with Jo Ann Looney-owned/bred **King's Slugger On Deck** (\$2.10,

Allan Davis), who scored a 1:57.2 win in the first division over He's a Jetsetter and Slightly Mighty. He won his fourth straight race for trainer Jim King, Jr.

The second split saw **Watch Em Win** (\$2.10, Tim Tetrick) win impressively in 1:53.4 over My Boy Branson and C Millertimeagain. The He's Watching colt was a confident front-end winner for trainer Ron Burke and owners Burke Racing Stable, Knox Services Inc, Phillip Collura, and Weaver Brusceci. Watch Em Win has won four of seven this year.

George Teague Jr's **South Of The Hood** (\$4, Montrell Teague) won the final division for trainer Clyde Francis over Stained Glass and Roman Raider (placed third via disqualification), who were all in within a length. It was the first career win for the Southwind Lynx colt.

In the overnight feature, the \$18,000 Open, Richard Ashley and Michael Cain's **Steven's Saloon** (\$6, Jason Thompson) remained in top form with a 1:52 triumph over Itsrockandroll A and Master Rigger. The 4-year-old Always B Miki gelding fought gamely first over before edging clear of pacesetter Itsrockandroll A at the wire for his 10th win of the year.

Barton Dalious and Allan Davis each had a double.

**After They Race,
We Find Them a Place**

New Vocations Racehorse Adoption Program
Accepting horses from all major tracks.

NEW VOCATIONS
Rehab. Retrain. Rehome.*

Arts Abby
26 starts and \$9514 earned.

For more information, visit newvocations.org, email winnie@horseadoption.com or call (734) 320-7918.

STANDARDBRED TRANSITION ALLIANCE
2023 ACCREDITED ORGANIZATION



Maryland

SIRE STAKES REPORT

And Just Like That eclipses Rosecroft record

by Rosecroft Raceway

On the heels of a 1:58.2 first-round win, Richard Hans' homebred **And Just Like That** became the fastest ever 2-year-old trotting filly in the history of Rosecroft Raceway with a devastating 1:55 victory in her \$10,000 second-round Maryland Sire Stakes preliminary event on Monday (Sept. 29).

In line to Johnathan Ahle, the Betting Gangster S—Gooreatness filly led runner-up Progressivekathy (driven by Russell Foster) by open lengths through splits of :28.4, :57.3, and 1:25.4 before a :29.1 final sectional left her 12¼ lengths clear of Progressivekathy for her fifth win from six career starts. The final time of 1:55 took 1-1/5 seconds off the previous divisional track record, set by Hall of Famer CR Kay Suzie in 1994.

And Just Like That has now earned \$73,500 in her career, and she carries a five-race win streak into next week's Maryland Sire Stakes fall championship.

Better Gon ran his career undefeated record to six-for-six with a 1:56.3 win in the first split for 2-year-old male pacers. Russell Foster rated the More The Better N—Graygon gelding through splits of :28.3, :58.2, and 1:27.2 before steadily pulling clear in the home straight to defeat Michelle's Kyle (Jared Moyer) by 5¾ lengths. Adrian Wisner, Jr. trains the earner of \$81,412 for Frederick Weitz, Jr.

Inca Social and Roger Plante, Jr. stalked patiently from third before emerging in the stretch to take the other male pacing split, edging pocket rival Dapperfly by three-quarters-of-a-length in 1:56.3. Howard Birney owns and trains the Nuclear Breeze—Tom's Twinkle gelding, who also swept his preliminary divisions and has banked \$28,626.

That'sloveto became a repeat winner in the 2-year-old pacing filly bracket by way of a front-end 1:56.4 score over I'm Feeling Spicy. Ahle drove the Dapper Dude—I Cant Stoplovinu filly to her third career win for owner/trainer/breeder Dominik Miga.

Miss Val's Way captured the other filly pace, stalking fast fractions before emerging in the stretch to win in 1:56 over More Than Better. Plante drove the More The Better N—Miss Valerie filly to her second career win for trainer Steve LeBlanc and the partnership of LeBlanc Racing, William Lutz, Jr. and Count De Money Stable.

Flyin Wizard and Corey Braden rounded out the sextet of Sire Stakes winners on the program, holding off a late charge from 1-20 favorite Booger Bear (Ahle) by a neck for a maiden-breaking 1:58.4 victory. Ron Millman trains the Il Mago—Parker Fly gelding for owner Scott Woogen.

The Maryland Sire Stakes fall championships for 2-year-olds, which will go for an estimated \$95,000 per division, are scheduled for next Monday (Oct. 6).

Live racing returns to Rosecroft on Thursday (Oct. 2) with a \$3,392.71 carryover in the Jackpot Hi-5, offered in race 10. First post for the 13-race card is 7:15 p.m. (EDT).



HRU Upcoming Stakes

Wednesday, Oct. 1

| PP | Track | Race | Race #(s) | 1st Race Post |
|----|--------------|------------|------------|---------------|
| ✓ | Fryeburg | MESS | 3 | 1:30 p.m. |
| ✓ | Harrington | DSBF elims | 1, 2, 3, 4 | 4:30 p.m. |
| ✓ | Hoosier Park | INSS | 4, 5, 6, 8 | 5:30 p.m. |

Thursday, Oct. 2

| PP | Track | Race | Race #(s) | 1st Race Post |
|----|----------------------|----------|----------------------------|---------------|
| | Fryeburg | MESS | non-bettor before the card | 1:15 p.m. |
| | Fryeburg | MESS | 1 | 1:30 p.m. |
| ✓ | Hoosier Park | INSS | 1, 4, 8, 11, 13 | 5:30 p.m. |
| ✓ | Woodbine Mohawk Park | OSS Gold | 7, 9 | 6:35 p.m. |

Friday, Oct. 3

| PP | Track | Race | Race #(s) | 1st Race Post |
|----|--------------|-------------------------------|-----------------------|---------------|
| | The Red Mile | International Stallion Stakes | 1, 3, 4, 6, 8, 10, 11 | 1 p.m. |

Saturday, Oct. 4

| PP | Track | Race | Race #(s) | 1st Race Post |
|----|--------------|--|------------------------------|---------------|
| | Vernon Downs | Big Apple Pace elims, Big Apple Trot elims | 8, 9, 10, 11, 12, 13, 14, 15 | 5:05 p.m. |

HARNES RACING UPDATE ON

facebook

www.facebook.com/HarnessRacingUpdate/



Harness Racing Update
12K likes · 13K followers

TrackMaster Platinum Past Performances

Taking you above and beyond the standard track program

| FEATURE | TRACK PROGRAM | PLATINUM PAST PERFORMANCES |
|------------------------------------|---------------|----------------------------|
| Basic Program Information | YES | YES |
| Speed & Class Ratings | NO | YES |
| Power Ratings | NO | YES |
| Conditional Driver & Trainer Stats | NO | YES |
| Lifetime Horse Statistics | NO | YES |
| Claims & Trainer Change Details | NO | YES |
| Auction Sales Data | NO | YES |
| Yearling Prices & Stud Fees | NO | YES |
| Race Replay Links | NO | YES |
| Result Chart Links | NO | YES |



trackmaster.com/harness



TRACKMASTER

An EQUIBASE Company



HRU NEWS

HARNESS RACING PRESS RELEASES, NOTES & ANNOUNCEMENTS

www.HarnessRacingUpdate.com

Ontario Sired 3-year-old Pop Up Series reminder

Woodbine Mohawk Park's race office would like to remind trainers of the Ontario Sired 3-Year-Old Pop Up Series that begins next Monday (Oct. 6).

The Ontario Sired Pop-Up will offer a series for each 3-year-old division (trot and pace), with two \$22,000 preliminary legs and a \$40,000 final.

The series is open to Ontario sired 3-year-olds that are non-winners of \$100,000 in 2025 as of Oct. 1. Also eligible is optional claiming of \$50,000 for Ontario sired 3-year-olds.

The dates for each series are listed below:

Filly Trot

Leg 1 – Monday (Oct. 6)

Leg 2 – Monday (Oct. 13)

Final – Monday (Oct. 20)

Colt Trot

Leg 1 – Monday (Oct. 6)

Leg 2 – Monday (Oct. 13)

Final – Monday (Oct. 20)

Filly Pace

Leg 1 – Thursday (Oct. 9)

Leg 2 – Thursday (Oct. 16)

Final – Thursday (Oct. 23)

Colt Pace

Leg 1 – Thursday (Oct. 9)

Leg 2 – Thursday (Oct. 16)

Final – Thursday (Oct. 23)

Declarations close as posted on the weekly condition sheet.

Grace Martin / Woodbine communications



HRU Results Give You MUCH More

FULL Results For The Top 3 Finishers:

Including: Yearling Sales History, Updated Lifetime Earnings & Race Replays

SUBSCRIBE TO HRU NOW 

Who's **HOT** & Who's **NOT**

Last 5 race cards - 2025-09-30 - Sorted by win percentage | Drivers min. 5 starts | Trainers min. 3 starts

Combined Stats All North American Tracks

Batavia Downs NEW YORK

HOT

| DRIVERS | Starts | Wins | Win % | Place | Show | WPS | WPS % |
|------------------|--------|------|-------|-------|------|-----|-------|
| Cory Stratton | 6 | 4 | 67% | 0 | 0 | 4 | 67% |
| Guy Gagnon | 11 | 6 | 55% | 2 | 0 | 8 | 73% |
| Michael Merton | 28 | 14 | 50% | 3 | 4 | 21 | 75% |
| James Morrill Jr | 35 | 15 | 43% | 6 | 11 | 32 | 91% |
| Jeffrey Dever | 5 | 2 | 40% | 1 | 0 | 3 | 60% |
| Jessica Turenne | 5 | 2 | 40% | 0 | 2 | 4 | 80% |
| Kevin Switzer Jr | 57 | 19 | 33% | 7 | 8 | 34 | 60% |
| Emanuel Miller | 9 | 3 | 33% | 2 | 0 | 5 | 56% |
| Tyler Shehan | 9 | 3 | 33% | 1 | 0 | 4 | 44% |
| Ray Baynes | 6 | 2 | 33% | 0 | 0 | 2 | 33% |

| TRAINERS | Starts | Wins | Win % | Place | Show | WPS | WPS % |
|------------------|--------|------|-------|-------|------|-----|-------|
| Christi Noble | 5 | 5 | 100% | 0 | 0 | 5 | 100% |
| Pierre Paradis | 3 | 3 | 100% | 0 | 0 | 3 | 100% |
| Edward Hart | 4 | 3 | 75% | 0 | 0 | 3 | 75% |
| Guy Gagnon | 6 | 4 | 67% | 0 | 0 | 4 | 67% |
| Darren Taneyhill | 6 | 4 | 67% | 1 | 0 | 5 | 83% |
| Richard Bertrand | 3 | 2 | 67% | 0 | 0 | 2 | 67% |
| Kevin Switzer | 3 | 2 | 67% | 1 | 0 | 3 | 100% |
| Adam Short | 3 | 2 | 67% | 0 | 0 | 2 | 67% |
| John Darling | 3 | 2 | 67% | 1 | 0 | 3 | 100% |
| Joshua Kinney | 3 | 2 | 67% | 0 | 0 | 2 | 67% |

NOT HOT

| DRIVERS | Starts | Wins | Win % | Place | Show | WPS | WPS % |
|--------------------|--------|------|-------|-------|------|-----|-------|
| James Pantaleano | 32 | 0 | 0% | 2 | 0 | 2 | 6% |
| Marie-Claude Auger | 25 | 0 | 0% | 4 | 7 | 11 | 44% |
| Scott Coulter | 25 | 0 | 0% | 6 | 4 | 10 | 40% |
| Damian MacLellan | 20 | 0 | 0% | 4 | 3 | 7 | 35% |
| Lucas Myers | 19 | 0 | 0% | 4 | 2 | 6 | 32% |
| Jason Hughes | 17 | 0 | 0% | 0 | 4 | 4 | 24% |
| Wyatt Farmer | 17 | 0 | 0% | 1 | 3 | 4 | 24% |
| Frank Affrunti | 16 | 0 | 0% | 4 | 1 | 5 | 31% |
| James Kennedy | 14 | 0 | 0% | 2 | 1 | 3 | 21% |
| Timothy Deaton | 13 | 0 | 0% | 1 | 0 | 1 | 8% |

| TRAINERS | Starts | Wins | Win % | Place | Show | WPS | WPS % |
|-------------------------|--------|------|-------|-------|------|-----|-------|
| Anthony Beaton | 17 | 0 | 0% | 4 | 2 | 6 | 35% |
| Edward Miller | 17 | 0 | 0% | 2 | 1 | 3 | 18% |
| Julie Miller | 16 | 0 | 0% | 2 | 1 | 3 | 19% |
| Melanie Wrenn | 14 | 0 | 0% | 1 | 4 | 5 | 36% |
| Christine Crissman-Bier | 14 | 0 | 0% | 6 | 3 | 9 | 64% |
| Lewayne Miller | 14 | 0 | 0% | 3 | 1 | 4 | 29% |
| Thomas Fanning | 12 | 0 | 0% | 1 | 1 | 2 | 17% |
| Charles Crissman Jr | 12 | 0 | 0% | 2 | 1 | 3 | 25% |
| Jason McGinnis | 12 | 0 | 0% | 2 | 1 | 3 | 25% |
| Chantal Mitchell | 12 | 0 | 0% | 4 | 1 | 5 | 42% |

HOT

| DRIVERS | Starts | Wins | Win % | Place | Show | WPS | WPS % |
|--------------------|--------|------|-------|-------|------|-----|-------|
| James Morrill Jr | 55 | 25 | 45% | 8 | 12 | 45 | 82% |
| Ray Fisher Jr | 14 | 3 | 21% | 3 | 1 | 7 | 50% |
| David McNeight Iii | 50 | 9 | 18% | 7 | 7 | 23 | 46% |
| Michael Baumeister | 12 | 2 | 17% | 0 | 0 | 2 | 17% |
| Andrew Monti | 56 | 6 | 11% | 4 | 7 | 17 | 30% |
| Kyle Swift | 48 | 5 | 10% | 7 | 7 | 19 | 40% |
| Kevin Cummings | 39 | 4 | 10% | 6 | 7 | 17 | 44% |
| Brett MacDonald | 10 | 1 | 10% | 1 | 0 | 2 | 20% |
| Kyle Cummings | 43 | 4 | 9% | 8 | 5 | 17 | 40% |
| James McNeight Jr | 35 | 2 | 6% | 4 | 3 | 9 | 26% |

| TRAINERS | Starts | Wins | Win % | Place | Show | WPS | WPS % |
|------------------|--------|------|-------|-------|------|-----|-------|
| Rose Russo | 3 | 2 | 67% | 0 | 0 | 2 | 67% |
| Julie Wagonblott | 6 | 3 | 50% | 0 | 0 | 3 | 50% |
| Shawn McDonough | 21 | 9 | 43% | 0 | 2 | 11 | 52% |
| Brett Derue | 5 | 2 | 40% | 1 | 1 | 4 | 80% |
| Bradley Jackson | 6 | 2 | 33% | 1 | 0 | 3 | 50% |
| Carl Cummings | 3 | 1 | 33% | 0 | 0 | 1 | 33% |
| Cameron Capone | 3 | 1 | 33% | 1 | 0 | 2 | 67% |
| Cassie Russo | 10 | 3 | 30% | 2 | 0 | 5 | 50% |
| Michael Deters | 14 | 4 | 29% | 2 | 2 | 8 | 57% |
| Taylor Fritz | 7 | 2 | 29% | 2 | 1 | 5 | 71% |

NOT HOT

| DRIVERS | Starts | Wins | Win % | Place | Show | WPS | WPS % |
|--------------------|--------|------|-------|-------|------|-----|-------|
| Justin Huckabone | 15 | 0 | 0% | 2 | 0 | 2 | 13% |
| Daniel Yetman | 15 | 0 | 0% | 1 | 1 | 2 | 13% |
| Wade Tomaszewski | 8 | 0 | 0% | 0 | 0 | 0 | 0% |
| Denny Bucceri | 7 | 0 | 0% | 2 | 1 | 3 | 43% |
| Shawn McDonough | 5 | 0 | 0% | 0 | 1 | 1 | 20% |
| Rock Vinci | 5 | 0 | 0% | 2 | 0 | 2 | 40% |
| Joseph Chindano Jr | 45 | 2 | 4% | 6 | 8 | 16 | 36% |
| John Cummings Jr | 28 | 1 | 4% | 2 | 3 | 6 | 21% |
| James McNeight Jr | 35 | 2 | 6% | 4 | 3 | 9 | 26% |
| Kyle Cummings | 43 | 4 | 9% | 8 | 5 | 17 | 40% |

| TRAINERS | Starts | Wins | Win % | Place | Show | WPS | WPS % |
|---------------------|--------|------|-------|-------|------|-----|-------|
| Andrew Torre | 15 | 0 | 0% | 1 | 3 | 4 | 27% |
| Thomas Mays | 10 | 0 | 0% | 3 | 2 | 5 | 50% |
| Frank Mays | 9 | 0 | 0% | 1 | 1 | 2 | 22% |
| Brandstatter-Hall | 9 | 0 | 0% | 1 | 1 | 2 | 22% |
| James Rothfuss | 8 | 0 | 0% | 2 | 2 | 4 | 50% |
| Joseph Chindano Jr | 8 | 0 | 0% | 2 | 1 | 3 | 38% |
| James Graham | 7 | 0 | 0% | 1 | 1 | 2 | 29% |
| Kirk Desmond | 7 | 0 | 0% | 0 | 0 | 0 | 0% |
| Jeffrey Sorenson | 7 | 0 | 0% | 3 | 1 | 4 | 57% |
| Christopher Naedele | 7 | 0 | 0% | 0 | 0 | 0 | 0% |

Century Downs

ALBERTA

HOT

| DRIVERS | Starts | Wins | Win % | Place | Show | WPS | WPS % |
|-------------------|--------|------|-------|-------|------|-----|-------|
| J Campbell | 56 | 15 | 27% | 11 | 7 | 33 | 59% |
| Ryan Grundy | 11 | 3 | 27% | 1 | 0 | 4 | 36% |
| Michael Hennessy | 54 | 10 | 19% | 8 | 8 | 26 | 48% |
| David Kelly | 50 | 8 | 16% | 8 | 6 | 22 | 44% |
| Kelly Hoerd | 35 | 5 | 14% | 3 | 4 | 12 | 34% |
| Nathan Sobey | 31 | 4 | 13% | 2 | 8 | 14 | 45% |
| Jamie Gray | 8 | 1 | 13% | 0 | 2 | 3 | 38% |
| Logan Gillis | 54 | 6 | 11% | 11 | 4 | 21 | 39% |
| Philip Giesbrecht | 49 | 4 | 8% | 6 | 9 | 19 | 39% |
| James Jungquist | 35 | 2 | 6% | 4 | 4 | 10 | 29% |

| TRAINERS | Starts | Wins | Win % | Place | Show | WPS | WPS % |
|-----------------------|--------|------|-------|-------|------|-----|-------|
| Mathew Howlett | 12 | 5 | 42% | 0 | 1 | 6 | 50% |
| Kelly Crump | 5 | 2 | 40% | 0 | 1 | 3 | 60% |
| Ryan Grundy | 8 | 3 | 38% | 1 | 0 | 4 | 50% |
| Lutz Brooking | 6 | 2 | 33% | 2 | 0 | 4 | 67% |
| Terry Kaufman | 3 | 1 | 33% | 1 | 0 | 2 | 67% |
| John Chappell | 3 | 1 | 33% | 0 | 0 | 1 | 33% |
| J Campbell | 24 | 7 | 29% | 6 | 5 | 18 | 75% |
| Tamara Karasek | 5 | 1 | 20% | 0 | 0 | 1 | 20% |
| David Kelly | 33 | 6 | 18% | 4 | 1 | 11 | 33% |
| Christopher Lancaster | 22 | 4 | 18% | 5 | 3 | 12 | 55% |

NOT HOT

| DRIVERS | Starts | Wins | Win % | Place | Show | WPS | WPS % |
|-------------------|--------|------|-------|-------|------|-----|-------|
| Blaine Chappell | 14 | 0 | 0% | 1 | 1 | 2 | 14% |
| Gilles Bouvier | 13 | 0 | 0% | 0 | 2 | 2 | 15% |
| Tyson Jacoby | 11 | 0 | 0% | 0 | 1 | 1 | 9% |
| Jacques Lambert | 7 | 0 | 0% | 1 | 0 | 1 | 14% |
| James Jungquist | 35 | 2 | 6% | 4 | 4 | 10 | 29% |
| Philip Giesbrecht | 49 | 4 | 8% | 6 | 9 | 19 | 39% |
| Logan Gillis | 54 | 6 | 11% | 11 | 4 | 21 | 39% |
| Nathan Sobey | 31 | 4 | 13% | 2 | 8 | 14 | 45% |
| Jamie Gray | 8 | 1 | 13% | 0 | 2 | 3 | 38% |
| Kelly Hoerd | 35 | 5 | 14% | 3 | 4 | 12 | 34% |

| TRAINERS | Starts | Wins | Win % | Place | Show | WPS | WPS % |
|-----------------------|--------|------|-------|-------|------|-----|-------|
| Gerry Hudon | 17 | 0 | 0% | 1 | 3 | 4 | 24% |
| Shelly Arsenault | 11 | 0 | 0% | 4 | 1 | 5 | 45% |
| Glenn Lutz | 10 | 0 | 0% | 2 | 1 | 3 | 30% |
| Rebecca Kanak | 8 | 0 | 0% | 1 | 2 | 3 | 38% |
| Jim Marino | 8 | 0 | 0% | 0 | 1 | 1 | 13% |
| Travis Tracey | 6 | 0 | 0% | 0 | 0 | 0 | 0% |
| Brent Bodor | 6 | 0 | 0% | 2 | 1 | 3 | 50% |
| Kelly Ducharme | 6 | 0 | 0% | 1 | 0 | 1 | 17% |
| Gilles Bouvier | 5 | 0 | 0% | 0 | 1 | 1 | 20% |
| Clinton Warrington Jr | 4 | 0 | 0% | 1 | 0 | 1 | 25% |

Charlottetown

PRINCE EDWARD ISLAND

HOT

| DRIVERS | Starts | Wins | Win % | Place | Show | WPS | WPS % |
|--------------------|--------|------|-------|-------|------|-----|-------|
| Donald MacNeill | 5 | 3 | 60% | 0 | 1 | 4 | 80% |
| Paul Langille | 29 | 7 | 24% | 5 | 3 | 15 | 52% |
| Gilles Barrieau | 25 | 6 | 24% | 7 | 1 | 14 | 56% |
| Adam Merner | 42 | 9 | 21% | 6 | 6 | 21 | 50% |
| Marc Campbell | 53 | 10 | 19% | 10 | 6 | 26 | 49% |
| Ken Murphy | 34 | 6 | 18% | 4 | 8 | 18 | 53% |
| Myles Heffernan Sr | 11 | 2 | 18% | 0 | 1 | 3 | 27% |
| Kenneth Arsenault | 11 | 2 | 18% | 3 | 2 | 7 | 64% |
| Corey MacPherson | 43 | 7 | 16% | 9 | 7 | 23 | 53% |
| S Ford | 7 | 1 | 14% | 0 | 1 | 2 | 29% |

| TRAINERS | Starts | Wins | Win % | Place | Show | WPS | WPS % |
|-----------------|--------|------|-------|-------|------|-----|-------|
| Ronnie Gass | 3 | 3 | 100% | 0 | 0 | 3 | 100% |
| Michael Gallant | 3 | 2 | 67% | 0 | 0 | 2 | 67% |
| Kevin MacLean | 4 | 2 | 50% | 1 | 1 | 4 | 100% |
| Jamie Smith | 4 | 2 | 50% | 1 | 0 | 3 | 75% |
| Tammy Collings | 7 | 3 | 43% | 0 | 1 | 4 | 57% |
| David Dowling | 5 | 2 | 40% | 0 | 0 | 2 | 40% |
| Nicholas Oakes | 5 | 2 | 40% | 0 | 0 | 2 | 40% |
| Earl Watts | 3 | 1 | 33% | 0 | 1 | 2 | 67% |
| Ronald Matheson | 14 | 4 | 29% | 1 | 1 | 6 | 43% |
| George Rennison | 7 | 2 | 29% | 1 | 2 | 5 | 71% |

NOT HOT

| DRIVERS | Starts | Wins | Win % | Place | Show | WPS | WPS % |
|------------------|--------|------|-------|-------|------|-----|-------|
| Colin Sheppard | 9 | 0 | 0% | 2 | 1 | 3 | 33% |
| Michael McGuigan | 7 | 0 | 0% | 0 | 2 | 2 | 29% |
| Brodie Mac Phee | 19 | 1 | 5% | 3 | 5 | 9 | 47% |
| Ryan Desroche | 19 | 1 | 5% | 1 | 2 | 4 | 21% |
| Jason Hughes | 37 | 3 | 8% | 5 | 5 | 13 | 35% |
| Brady Sweet | 26 | 3 | 12% | 3 | 10 | 16 | 62% |
| David Dowling | 15 | 2 | 13% | 3 | 2 | 7 | 47% |
| S Ford | 7 | 1 | 14% | 0 | 1 | 2 | 29% |
| Steven Shepherd | 7 | 1 | 14% | 0 | 1 | 2 | 29% |
| Corey MacPherson | 43 | 7 | 16% | 9 | 7 | 23 | 53% |

| TRAINERS | Starts | Wins | Win % | Place | Show | WPS | WPS % |
|------------------|--------|------|-------|-------|------|-----|-------|
| Jeff Holmes | 14 | 0 | 0% | 2 | 8 | 10 | 71% |
| Michael McGuigan | 10 | 0 | 0% | 1 | 2 | 3 | 30% |
| Morgan Sheppard | 9 | 0 | 0% | 2 | 1 | 3 | 33% |
| Philip Kelly | 8 | 0 | 0% | 0 | 0 | 0 | 0% |
| L Neill | 6 | 0 | 0% | 1 | 0 | 1 | 17% |
| Leonard Myers | 6 | 0 | 0% | 2 | 1 | 3 | 50% |
| Jay Noye | 6 | 0 | 0% | 1 | 0 | 1 | 17% |
| Neil Bambrick | 5 | 0 | 0% | 1 | 4 | 5 | 100% |
| Luke Burke | 5 | 0 | 0% | 2 | 1 | 3 | 60% |
| Brendon Mullen | 4 | 0 | 0% | 0 | 0 | 0 | 0% |

Dayton Raceway

OHIO

HOT

| DRIVERS | Starts | Wins | Win % | Place | Show | WPS | WPS % |
|-----------------|--------|------|-------|-------|------|-----|-------|
| Todd McCarthy | 5 | 2 | 40% | 1 | 0 | 3 | 60% |
| Dexter Dunn | 21 | 5 | 24% | 5 | 1 | 11 | 52% |
| Jeremy Smith | 50 | 10 | 20% | 7 | 1 | 18 | 36% |
| Chris Page | 64 | 12 | 19% | 6 | 9 | 27 | 42% |
| Yannick Gingras | 11 | 2 | 18% | 0 | 3 | 5 | 45% |
| Ronnie Wrenn Jr | 11 | 2 | 18% | 2 | 0 | 4 | 36% |
| Luke Hanners | 41 | 6 | 15% | 6 | 2 | 14 | 34% |
| Tony Hall | 13 | 2 | 15% | 3 | 0 | 5 | 38% |
| Tyler Smith | 47 | 6 | 13% | 9 | 4 | 19 | 40% |
| Austin Hanners | 46 | 6 | 13% | 4 | 6 | 16 | 35% |

| TRAINERS | Starts | Wins | Win % | Place | Show | WPS | WPS % |
|------------------|--------|------|-------|-------|------|-----|-------|
| Robert Stewart | 3 | 2 | 67% | 0 | 0 | 2 | 67% |
| Mark Winters | 3 | 1 | 33% | 1 | 1 | 3 | 100% |
| Robert Rogan | 3 | 1 | 33% | 0 | 1 | 2 | 67% |
| Roger Hughes Jr | 3 | 1 | 33% | 0 | 0 | 1 | 33% |
| Dustin Arledge | 3 | 1 | 33% | 0 | 0 | 1 | 33% |
| Chris Presley | 3 | 1 | 33% | 0 | 0 | 1 | 33% |
| Ronald Burke | 48 | 12 | 25% | 5 | 7 | 24 | 50% |
| John Georges | 4 | 1 | 25% | 0 | 0 | 1 | 25% |
| Samuel Schillaci | 4 | 1 | 25% | 0 | 0 | 1 | 25% |
| Miles Wollam | 4 | 1 | 25% | 1 | 0 | 2 | 50% |

NOT HOT

| DRIVERS | Starts | Wins | Win % | Place | Show | WPS | WPS % |
|-------------------|--------|------|-------|-------|------|-----|-------|
| Aaron Merriman | 12 | 0 | 0% | 0 | 3 | 3 | 25% |
| Koltin Noble | 8 | 0 | 0% | 0 | 1 | 1 | 13% |
| David Miller | 7 | 0 | 0% | 0 | 1 | 1 | 14% |
| Christopher Lems | 7 | 0 | 0% | 1 | 0 | 1 | 14% |
| Patrick Melloy Jr | 6 | 0 | 0% | 0 | 0 | 0 | 0% |
| Tim Tetrick | 6 | 0 | 0% | 1 | 1 | 2 | 33% |
| Kenneth Holliday | 5 | 0 | 0% | 1 | 2 | 3 | 60% |
| Andrew McCarthy | 5 | 0 | 0% | 0 | 2 | 2 | 40% |
| Kayne Kauffman | 27 | 1 | 4% | 2 | 4 | 7 | 26% |
| Trevor Smith | 31 | 2 | 6% | 3 | 6 | 11 | 35% |

| TRAINERS | Starts | Wins | Win % | Place | Show | WPS | WPS % |
|--------------------|--------|------|-------|-------|------|-----|-------|
| Christopher Beaver | 14 | 0 | 0% | 1 | 3 | 4 | 29% |
| Ervin Miller | 7 | 0 | 0% | 1 | 1 | 2 | 29% |
| Brewer Adams | 6 | 0 | 0% | 2 | 2 | 4 | 67% |
| James Arledge | 6 | 0 | 0% | 0 | 0 | 0 | 0% |
| Patrick Melloy Jr | 6 | 0 | 0% | 0 | 0 | 0 | 0% |
| Randal Smith | 6 | 0 | 0% | 0 | 0 | 0 | 0% |
| Andrew Carlo | 6 | 0 | 0% | 1 | 1 | 2 | 33% |
| Kimberly Dailey | 6 | 0 | 0% | 0 | 0 | 0 | 0% |
| Jason McGinnis | 5 | 0 | 0% | 1 | 0 | 1 | 20% |
| Kenneth Holliday | 5 | 0 | 0% | 1 | 2 | 3 | 60% |

The Downs at Mohegan Sun Pocono

PENNSYLVANIA

HOT

| DRIVERS | Starts | Wins | Win % | Place | Show | WPS | WPS % |
|--------------------|--------|------|-------|-------|------|-----|-------|
| Kevin Wallis | 7 | 2 | 29% | 1 | 2 | 5 | 71% |
| Brett Beckwith | 25 | 7 | 28% | 2 | 3 | 12 | 48% |
| Jack Pelling | 15 | 4 | 27% | 1 | 1 | 6 | 40% |
| Tyler Buter | 61 | 11 | 18% | 13 | 4 | 28 | 46% |
| Matthew Kakaley | 35 | 6 | 17% | 4 | 6 | 16 | 46% |
| Simon Allard | 49 | 8 | 16% | 9 | 5 | 22 | 45% |
| Ridge Warren | 22 | 3 | 14% | 5 | 3 | 11 | 50% |
| Braxten Boyd | 46 | 6 | 13% | 6 | 8 | 20 | 43% |
| Colin Kelly | 23 | 3 | 13% | 1 | 0 | 4 | 17% |
| Anthony Napolitano | 57 | 6 | 11% | 7 | 14 | 27 | 47% |

| TRAINERS | Starts | Wins | Win % | Place | Show | WPS | WPS % |
|--------------------|--------|------|-------|-------|------|-----|-------|
| Pierre Paradis | 4 | 3 | 75% | 0 | 0 | 3 | 75% |
| Lucas Wallin | 3 | 2 | 67% | 0 | 0 | 2 | 67% |
| Christopher Choate | 6 | 3 | 50% | 1 | 1 | 5 | 83% |
| Juan Cano | 4 | 2 | 50% | 0 | 0 | 2 | 50% |
| Susan Marshall | 4 | 2 | 50% | 0 | 0 | 2 | 50% |
| Darren Taneyhill | 11 | 5 | 45% | 1 | 1 | 7 | 64% |
| Mike Watson | 7 | 3 | 43% | 0 | 0 | 3 | 43% |
| Bruce Saunders | 5 | 2 | 40% | 0 | 0 | 2 | 40% |
| Herbert Lux Iii | 5 | 2 | 40% | 0 | 0 | 2 | 40% |
| Travis Alexander | 8 | 3 | 38% | 1 | 1 | 5 | 63% |

NOT HOT

| DRIVERS | Starts | Wins | Win % | Place | Show | WPS | WPS % |
|----------------------|--------|------|-------|-------|------|-----|-------|
| James Pantaleano | 48 | 0 | 0% | 3 | 3 | 6 | 13% |
| James Kennedy | 12 | 0 | 0% | 2 | 0 | 2 | 17% |
| Mark MacDonald | 5 | 0 | 0% | 0 | 2 | 2 | 40% |
| John Kakaley | 5 | 0 | 0% | 0 | 1 | 1 | 20% |
| George Napolitano Jr | 56 | 5 | 9% | 8 | 11 | 24 | 43% |
| James Marohn Jr | 23 | 2 | 9% | 2 | 1 | 5 | 22% |
| Anthony Napolitano | 57 | 6 | 11% | 7 | 14 | 27 | 47% |
| Braxten Boyd | 46 | 6 | 13% | 6 | 8 | 20 | 43% |
| Colin Kelly | 23 | 3 | 13% | 1 | 0 | 4 | 17% |
| Ridge Warren | 22 | 3 | 14% | 5 | 3 | 11 | 50% |

| TRAINERS | Starts | Wins | Win % | Place | Show | WPS | WPS % |
|--------------------|--------|------|-------|-------|------|-----|-------|
| Marta Piotrow | 8 | 0 | 0% | 1 | 4 | 5 | 63% |
| David Hoover | 8 | 0 | 0% | 3 | 2 | 5 | 63% |
| Raymond Schnittker | 7 | 0 | 0% | 1 | 3 | 4 | 57% |
| Cameron Capone | 7 | 0 | 0% | 0 | 2 | 2 | 29% |
| Alex Kavoleff | 6 | 0 | 0% | 1 | 2 | 3 | 50% |
| Lisa Martin | 6 | 0 | 0% | 0 | 0 | 0 | 0% |
| Brianne Sinclair | 6 | 0 | 0% | 1 | 1 | 2 | 33% |
| Andrew Harris | 6 | 0 | 0% | 1 | 2 | 3 | 50% |
| James Doherty Jr | 5 | 0 | 0% | 0 | 0 | 0 | 0% |
| Jill Roland | 5 | 0 | 0% | 0 | 3 | 3 | 60% |

First Tracks Cumberland

MAINE

HOT

| DRIVERS | Starts | Wins | Win % | Place | Show | WPS | WPS % |
|------------------|--------|------|-------|-------|------|-----|-------|
| Kevin Switzer Jr | 35 | 16 | 46% | 5 | 5 | 26 | 74% |
| Ronald Cushing | 6 | 2 | 33% | 2 | 1 | 5 | 83% |
| Heath Campbell | 27 | 8 | 30% | 3 | 6 | 17 | 63% |
| Michael Cushing | 9 | 2 | 22% | 0 | 2 | 4 | 44% |
| Wallace Watson | 20 | 3 | 15% | 2 | 0 | 5 | 25% |
| Aaron Hall | 37 | 5 | 14% | 6 | 6 | 17 | 46% |
| David Ingraham | 36 | 5 | 14% | 3 | 8 | 16 | 44% |
| Hunter Lofthus | 7 | 1 | 14% | 0 | 0 | 1 | 14% |
| Nicholas Graffam | 23 | 3 | 13% | 4 | 6 | 13 | 57% |
| Steven Wilson | 15 | 2 | 13% | 2 | 4 | 8 | 53% |

| TRAINERS | Starts | Wins | Win % | Place | Show | WPS | WPS % |
|--------------------|--------|------|-------|-------|------|-----|-------|
| Gretchen Athearn | 3 | 2 | 67% | 1 | 0 | 3 | 100% |
| Michael Huff | 4 | 2 | 50% | 1 | 0 | 3 | 75% |
| Michael Graffam | 5 | 2 | 40% | 1 | 1 | 4 | 80% |
| Heidi Cushing | 6 | 2 | 33% | 2 | 1 | 5 | 83% |
| Todd O'dea | 3 | 1 | 33% | 1 | 1 | 3 | 100% |
| Sherman Clary Jr | 3 | 1 | 33% | 1 | 0 | 2 | 67% |
| Ryan Berry | 10 | 3 | 30% | 2 | 1 | 6 | 60% |
| Charlene Cushing | 7 | 2 | 29% | 0 | 2 | 4 | 57% |
| Richard Allaby | 7 | 2 | 29% | 1 | 0 | 3 | 43% |
| Christopher Dubois | 11 | 3 | 27% | 1 | 1 | 5 | 45% |

NOT HOT

| DRIVERS | Starts | Wins | Win % | Place | Show | WPS | WPS % |
|-------------------|--------|------|-------|-------|------|-----|-------|
| Michael Stevenson | 26 | 0 | 0% | 3 | 5 | 8 | 31% |
| Andrew Harrington | 34 | 2 | 6% | 10 | 5 | 17 | 50% |
| Bruce Ranger | 17 | 1 | 6% | 3 | 2 | 6 | 35% |
| Nicholas Graffam | 23 | 3 | 13% | 4 | 6 | 13 | 57% |
| Steven Wilson | 15 | 2 | 13% | 2 | 4 | 8 | 53% |
| Aaron Hall | 37 | 5 | 14% | 6 | 6 | 17 | 46% |
| David Ingraham | 36 | 5 | 14% | 3 | 8 | 16 | 44% |
| Hunter Lofthus | 7 | 1 | 14% | 0 | 0 | 1 | 14% |
| Wallace Watson | 20 | 3 | 15% | 2 | 0 | 5 | 25% |
| Michael Cushing | 9 | 2 | 22% | 0 | 2 | 4 | 44% |

| TRAINERS | Starts | Wins | Win % | Place | Show | WPS | WPS % |
|---------------------|--------|------|-------|-------|------|-----|-------|
| Eric Bickmore | 8 | 0 | 0% | 1 | 1 | 2 | 25% |
| Michael Stevenson | 6 | 0 | 0% | 0 | 1 | 1 | 17% |
| Craig Hall | 6 | 0 | 0% | 2 | 1 | 3 | 50% |
| Aaron Hall | 6 | 0 | 0% | 1 | 2 | 3 | 50% |
| Ralph D'amelio li | 5 | 0 | 0% | 0 | 4 | 4 | 80% |
| Christine Holt | 5 | 0 | 0% | 1 | 0 | 1 | 20% |
| Marianna Monaco | 5 | 0 | 0% | 1 | 0 | 1 | 20% |
| John Nason | 4 | 0 | 0% | 2 | 0 | 2 | 50% |
| David Crochere | 4 | 0 | 0% | 0 | 0 | 0 | 0% |
| Russell Lanpher lii | 4 | 0 | 0% | 0 | 1 | 1 | 25% |

Flamboro Downs

ONTARIO

HOT

| DRIVERS | Starts | Wins | Win % | Place | Show | WPS | WPS % |
|------------------|--------|------|-------|-------|------|-----|-------|
| Jason Ryan | 29 | 8 | 28% | 5 | 1 | 14 | 48% |
| Daryl Thiessen | 20 | 5 | 25% | 6 | 1 | 12 | 60% |
| Samuel Fillion | 34 | 8 | 24% | 6 | 4 | 18 | 53% |
| Travis Cullen | 10 | 2 | 20% | 2 | 1 | 5 | 50% |
| Brett MacDonald | 10 | 2 | 20% | 0 | 2 | 4 | 40% |
| Austin Sorrie | 29 | 5 | 17% | 4 | 7 | 16 | 55% |
| Garrett Rooney | 14 | 2 | 14% | 2 | 3 | 7 | 50% |
| Damian MacLellan | 12 | 1 | 8% | 4 | 0 | 5 | 42% |
| Paul MacKenzie | 20 | 1 | 5% | 0 | 3 | 4 | 20% |
| Scott Coulter | 19 | 0 | 0% | 3 | 3 | 6 | 32% |

| TRAINERS | Starts | Wins | Win % | Place | Show | WPS | WPS % |
|-----------------------|--------|------|-------|-------|------|-----|-------|
| Dale Heard | 5 | 3 | 60% | 1 | 0 | 4 | 80% |
| Jean-Francois Maguire | 3 | 1 | 33% | 1 | 0 | 2 | 67% |
| Ronald MacDonald | 3 | 1 | 33% | 0 | 1 | 2 | 67% |
| Gabriella Sasso | 3 | 1 | 33% | 1 | 0 | 2 | 67% |
| Gerard Demers | 11 | 3 | 27% | 4 | 1 | 8 | 73% |
| Jacob Roberts | 4 | 1 | 25% | 0 | 0 | 1 | 25% |
| Keith Jones | 4 | 1 | 25% | 1 | 0 | 2 | 50% |
| Amanda Riley | 4 | 1 | 25% | 2 | 0 | 3 | 75% |
| Jodie Cullen | 10 | 2 | 20% | 3 | 2 | 7 | 70% |
| Derick Anderson | 5 | 1 | 20% | 0 | 1 | 2 | 40% |

NOT HOT

| DRIVERS | Starts | Wins | Win % | Place | Show | WPS | WPS % |
|------------------|--------|------|-------|-------|------|-----|-------|
| Scott Coulter | 19 | 0 | 0% | 3 | 3 | 6 | 32% |
| J Harris | 13 | 0 | 0% | 1 | 1 | 2 | 15% |
| Ed Hensley | 8 | 0 | 0% | 0 | 1 | 1 | 13% |
| Dale Spence | 7 | 0 | 0% | 1 | 3 | 4 | 57% |
| Travis Henry | 7 | 0 | 0% | 1 | 1 | 2 | 29% |
| Ondrej Gois | 6 | 0 | 0% | 0 | 1 | 1 | 17% |
| Michael Horner | 6 | 0 | 0% | 0 | 0 | 0 | 0% |
| Paul MacKenzie | 20 | 1 | 5% | 0 | 3 | 4 | 20% |
| Damian MacLellan | 12 | 1 | 8% | 4 | 0 | 5 | 42% |
| Garrett Rooney | 14 | 2 | 14% | 2 | 3 | 7 | 50% |

| TRAINERS | Starts | Wins | Win % | Place | Show | WPS | WPS % |
|------------------|--------|------|-------|-------|------|-----|-------|
| Darryl Laver | 8 | 0 | 0% | 1 | 1 | 2 | 25% |
| Anthony Beaton | 6 | 0 | 0% | 1 | 1 | 2 | 33% |
| Michael Horner | 6 | 0 | 0% | 0 | 0 | 0 | 0% |
| Raphael Bourassa | 5 | 0 | 0% | 2 | 0 | 2 | 40% |
| Mark Etsell | 4 | 0 | 0% | 0 | 0 | 0 | 0% |
| Ashleigh Hensley | 4 | 0 | 0% | 0 | 0 | 0 | 0% |
| Lindsey Kerr | 4 | 0 | 0% | 0 | 1 | 1 | 25% |
| Luc Blais | 4 | 0 | 0% | 0 | 1 | 1 | 25% |
| Dominic Gladu | 3 | 0 | 0% | 1 | 1 | 2 | 67% |
| Pam Forgie | 3 | 0 | 0% | 1 | 1 | 2 | 67% |

Grand River Raceway

ONTARIO

HOT DRIVERS

| Starts | Wins | Win % | Place | Show | WPS | WPS % | |
|------------------|------|-------|-------|------|-----|-------|-----|
| Austin Sorrie | 25 | 8 | 32% | 3 | 4 | 15 | 60% |
| J Harris | 9 | 2 | 22% | 3 | 0 | 5 | 56% |
| Lorne House | 14 | 3 | 21% | 0 | 1 | 4 | 29% |
| Daryl Thiessen | 27 | 5 | 19% | 4 | 0 | 9 | 33% |
| Samuel Fillion | 35 | 6 | 17% | 4 | 7 | 17 | 49% |
| Damian MacLellan | 24 | 4 | 17% | 3 | 6 | 13 | 54% |
| Paul MacKenzie | 6 | 1 | 17% | 1 | 2 | 4 | 67% |
| Jason Ryan | 32 | 5 | 16% | 6 | 3 | 14 | 44% |
| Garrett Rooney | 20 | 3 | 15% | 2 | 2 | 7 | 35% |
| Travis Cullen | 8 | 1 | 13% | 2 | 2 | 5 | 63% |

TRAINERS

| Starts | Wins | Win % | Place | Show | WPS | WPS % | |
|------------------|------|-------|-------|------|-----|-------|------|
| Matthew Dupuis | 3 | 2 | 67% | 1 | 0 | 3 | 100% |
| Luc Blais | 4 | 2 | 50% | 0 | 2 | 4 | 100% |
| Robert Fellows | 9 | 3 | 33% | 1 | 2 | 6 | 67% |
| Pam Forgie | 3 | 1 | 33% | 1 | 0 | 2 | 67% |
| Scott McNiven | 3 | 1 | 33% | 0 | 1 | 2 | 67% |
| Stephen Loughran | 3 | 1 | 33% | 1 | 0 | 2 | 67% |
| Patrick Bissett | 3 | 1 | 33% | 0 | 0 | 1 | 33% |
| Brett Lester | 4 | 1 | 25% | 0 | 0 | 1 | 25% |
| Rachel Andrew | 4 | 1 | 25% | 1 | 1 | 3 | 75% |
| Shawn Steacy | 4 | 1 | 25% | 1 | 0 | 2 | 50% |

NOT HOT DRIVERS

| Starts | Wins | Win % | Place | Show | WPS | WPS % | |
|------------------|------|-------|-------|------|-----|-------|-----|
| Scott Coulter | 9 | 0 | 0% | 3 | 2 | 5 | 56% |
| Bruce Richardson | 7 | 0 | 0% | 0 | 2 | 2 | 29% |
| Mark Etsell | 5 | 0 | 0% | 0 | 1 | 1 | 20% |
| Anthony Haughan | 10 | 1 | 10% | 2 | 1 | 4 | 40% |
| Nicholas Boyd | 10 | 1 | 10% | 2 | 1 | 4 | 40% |
| Brett MacDonald | 9 | 1 | 11% | 1 | 1 | 3 | 33% |
| Travis Cullen | 8 | 1 | 13% | 2 | 2 | 5 | 63% |
| Garrett Rooney | 20 | 3 | 15% | 2 | 2 | 7 | 35% |
| Jason Ryan | 32 | 5 | 16% | 6 | 3 | 14 | 44% |
| Samuel Fillion | 35 | 6 | 17% | 4 | 7 | 17 | 49% |

TRAINERS

| Starts | Wins | Win % | Place | Show | WPS | WPS % | |
|-------------------|------|-------|-------|------|-----|-------|-----|
| Chantal Mitchell | 10 | 0 | 0% | 3 | 1 | 4 | 40% |
| Cassidy Schneider | 9 | 0 | 0% | 1 | 1 | 2 | 22% |
| Julie Walker | 7 | 0 | 0% | 0 | 1 | 1 | 14% |
| Anthony Beaton | 7 | 0 | 0% | 2 | 2 | 4 | 57% |
| Mark Etsell | 5 | 0 | 0% | 0 | 1 | 1 | 20% |
| Dale Fritz | 4 | 0 | 0% | 2 | 1 | 3 | 75% |
| Walter Whelan | 4 | 0 | 0% | 0 | 1 | 1 | 25% |
| Michael Horner | 4 | 0 | 0% | 1 | 0 | 1 | 25% |
| Robert Coulter | 3 | 0 | 0% | 1 | 1 | 2 | 67% |
| John Holding | 3 | 0 | 0% | 0 | 1 | 1 | 33% |

Harrah's Philadelphia

PENNSYLVANIA

HOT DRIVERS

| Starts | Wins | Win % | Place | Show | WPS | WPS % | |
|----------------------|------|-------|-------|------|-----|-------|-----|
| Simon Allard | 44 | 12 | 27% | 7 | 6 | 25 | 57% |
| Jack Pelling | 51 | 13 | 25% | 9 | 6 | 28 | 55% |
| George Napolitano Jr | 50 | 9 | 18% | 7 | 10 | 26 | 52% |
| Michael Cole | 42 | 7 | 17% | 3 | 4 | 14 | 33% |
| Michael Shults | 6 | 1 | 17% | 0 | 0 | 1 | 17% |
| Johnathan Ahle | 46 | 7 | 15% | 6 | 4 | 17 | 37% |
| Troy Beyer | 46 | 7 | 15% | 3 | 3 | 13 | 28% |
| Corey Callahan | 42 | 6 | 14% | 7 | 7 | 20 | 48% |
| Mark Herschberger | 51 | 6 | 12% | 12 | 11 | 29 | 57% |
| Stephen Smith | 9 | 1 | 11% | 0 | 2 | 3 | 33% |

TRAINERS

| Starts | Wins | Win % | Place | Show | WPS | WPS % | |
|-----------------|------|-------|-------|------|-----|-------|------|
| Edwin Gannon Jr | 3 | 2 | 67% | 0 | 0 | 2 | 67% |
| Jason Brewer | 3 | 2 | 67% | 0 | 1 | 3 | 100% |
| Dean Eckley | 6 | 3 | 50% | 1 | 1 | 5 | 83% |
| James Campbell | 4 | 2 | 50% | 0 | 1 | 3 | 75% |
| Joseph Pavia Jr | 4 | 2 | 50% | 1 | 0 | 3 | 75% |
| Jacob Stillwell | 4 | 2 | 50% | 0 | 0 | 2 | 50% |
| Josue Garcia | 7 | 3 | 43% | 0 | 0 | 3 | 43% |
| Brett Pelling | 7 | 3 | 43% | 1 | 1 | 5 | 71% |
| Robert Cleary | 5 | 2 | 40% | 3 | 0 | 5 | 100% |
| Per Engblom | 5 | 2 | 40% | 1 | 1 | 4 | 80% |

NOT HOT DRIVERS

| Starts | Wins | Win % | Place | Show | WPS | WPS % | |
|-------------------|------|-------|-------|------|-----|-------|-----|
| Anthony Morgan | 18 | 0 | 0% | 2 | 3 | 5 | 28% |
| Tyler Miller | 14 | 0 | 0% | 3 | 1 | 4 | 29% |
| Geovany Hernandez | 11 | 0 | 0% | 1 | 2 | 3 | 27% |
| Brandon Cruse | 10 | 0 | 0% | 0 | 1 | 1 | 10% |
| Ridge Warren | 8 | 0 | 0% | 2 | 1 | 3 | 38% |
| Stacy Chiodo | 8 | 0 | 0% | 1 | 1 | 2 | 25% |
| Corey Braden | 5 | 0 | 0% | 1 | 0 | 1 | 20% |
| Patrick Ryder | 27 | 1 | 4% | 2 | 4 | 7 | 26% |
| James Kennedy | 9 | 1 | 11% | 1 | 1 | 3 | 33% |
| Stephen Smith | 9 | 1 | 11% | 0 | 2 | 3 | 33% |

TRAINERS

| Starts | Wins | Win % | Place | Show | WPS | WPS % | |
|---------------------|------|-------|-------|------|-----|-------|-----|
| Stacy Chiodo | 13 | 0 | 0% | 2 | 4 | 6 | 46% |
| Jamie Vance | 11 | 0 | 0% | 1 | 0 | 1 | 9% |
| Charles Crissman Jr | 11 | 0 | 0% | 1 | 2 | 3 | 27% |
| Geovany Hernandez | 11 | 0 | 0% | 1 | 3 | 4 | 36% |
| Julie Miller | 10 | 0 | 0% | 2 | 1 | 3 | 30% |
| Kenneth Tisa | 8 | 0 | 0% | 0 | 1 | 1 | 13% |
| Noel Daley | 8 | 0 | 0% | 0 | 0 | 0 | 0% |
| Darran Cassar | 6 | 0 | 0% | 0 | 1 | 1 | 17% |
| Christopher Temming | 6 | 0 | 0% | 0 | 0 | 0 | 0% |
| Britney Dillon | 6 | 0 | 0% | 0 | 2 | 2 | 33% |

Harrington

DELAWARE

HOT

| DRIVERS | Starts | Wins | Win % | Place | Show | WPS | WPS % |
|--------------------|--------|------|-------|-------|------|-----|-------|
| Allan Davis | 54 | 14 | 26% | 10 | 4 | 28 | 52% |
| Barton Dalious | 23 | 5 | 22% | 4 | 3 | 12 | 52% |
| Jason Thompson | 41 | 8 | 20% | 4 | 7 | 19 | 46% |
| Corey Callahan | 40 | 8 | 20% | 4 | 4 | 16 | 40% |
| Arthur Stafford Jr | 40 | 8 | 20% | 12 | 4 | 24 | 60% |
| Russell Foster | 15 | 3 | 20% | 0 | 1 | 4 | 27% |
| James Dennis | 5 | 1 | 20% | 2 | 1 | 4 | 80% |
| Vincent Copeland | 6 | 1 | 17% | 2 | 0 | 3 | 50% |
| James Morand | 13 | 2 | 15% | 0 | 2 | 4 | 31% |
| Patrick Berry | 31 | 4 | 13% | 3 | 6 | 13 | 42% |

| TRAINERS | Starts | Wins | Win % | Place | Show | WPS | WPS % |
|-------------------|--------|------|-------|-------|------|-----|-------|
| Eric Ell | 3 | 2 | 67% | 0 | 0 | 2 | 67% |
| Brendan Davis | 8 | 5 | 63% | 0 | 1 | 6 | 75% |
| Jason Skinner | 7 | 4 | 57% | 0 | 0 | 4 | 57% |
| Leslie Givens | 8 | 4 | 50% | 1 | 1 | 6 | 75% |
| Andrew Stafford | 4 | 2 | 50% | 0 | 0 | 2 | 50% |
| Harry Marsh Jr | 3 | 1 | 33% | 1 | 0 | 2 | 67% |
| Tom Kirby | 3 | 1 | 33% | 1 | 0 | 2 | 67% |
| Richard Malone Jr | 3 | 1 | 33% | 0 | 0 | 1 | 33% |
| Jamie Sullivan | 3 | 1 | 33% | 1 | 0 | 2 | 67% |
| Howard Davis | 3 | 1 | 33% | 1 | 1 | 3 | 100% |

NOT HOT

| DRIVERS | Starts | Wins | Win % | Place | Show | WPS | WPS % |
|-----------------|--------|------|-------|-------|------|-----|-------|
| James Porter | 20 | 0 | 0% | 2 | 2 | 4 | 20% |
| Justin Vincent | 7 | 0 | 0% | 0 | 1 | 1 | 14% |
| Jason Lynch | 5 | 0 | 0% | 0 | 3 | 3 | 60% |
| Jason Green | 36 | 1 | 3% | 6 | 2 | 9 | 25% |
| Ross Wolfenden | 33 | 2 | 6% | 6 | 4 | 12 | 36% |
| Cody Polisenio | 31 | 2 | 6% | 1 | 7 | 10 | 32% |
| Troy Beyer | 45 | 4 | 9% | 4 | 4 | 12 | 27% |
| Montrell Teague | 42 | 5 | 12% | 4 | 9 | 18 | 43% |
| Patrick Berry | 31 | 4 | 13% | 3 | 6 | 13 | 42% |
| James Morand | 13 | 2 | 15% | 0 | 2 | 4 | 31% |

| TRAINERS | Starts | Wins | Win % | Place | Show | WPS | WPS % |
|---------------------|--------|------|-------|-------|------|-----|-------|
| Charles Crissman Jr | 10 | 0 | 0% | 3 | 1 | 4 | 40% |
| Ronald Millman | 8 | 0 | 0% | 2 | 0 | 2 | 25% |
| Vincent Bradley | 8 | 0 | 0% | 1 | 0 | 1 | 13% |
| James Dennis | 7 | 0 | 0% | 2 | 1 | 3 | 43% |
| Martin Davis | 7 | 0 | 0% | 0 | 1 | 1 | 14% |
| Traci Berry | 7 | 0 | 0% | 1 | 2 | 3 | 43% |
| Jeffrey Stafford | 5 | 0 | 0% | 2 | 0 | 2 | 40% |
| Steven Le Blanc | 5 | 0 | 0% | 1 | 0 | 1 | 20% |
| Bryan Truitt | 5 | 0 | 0% | 2 | 0 | 2 | 40% |
| Tim Crissman | 5 | 0 | 0% | 2 | 2 | 4 | 80% |

Hippodrome 3R

QUEBEC

HOT

| DRIVERS | Starts | Wins | Win % | Place | Show | WPS | WPS % |
|--------------------|--------|------|-------|-------|------|-----|-------|
| Jessica Turenne | 11 | 4 | 36% | 1 | 3 | 8 | 73% |
| Daniel Dube | 7 | 2 | 29% | 3 | 0 | 5 | 71% |
| Pascal Berube | 41 | 11 | 27% | 5 | 3 | 19 | 46% |
| Jerome Lombart | 5 | 1 | 20% | 0 | 0 | 1 | 20% |
| William Roy | 12 | 2 | 17% | 0 | 2 | 4 | 33% |
| Marc Belanger | 6 | 1 | 17% | 1 | 0 | 2 | 33% |
| Stephane Brosseau | 32 | 5 | 16% | 8 | 4 | 17 | 53% |
| Robert Shepherd | 7 | 1 | 14% | 0 | 1 | 2 | 29% |
| Marie-Claude Auger | 32 | 4 | 13% | 4 | 5 | 13 | 41% |
| Francis Picard | 17 | 2 | 12% | 4 | 3 | 9 | 53% |

| TRAINERS | Starts | Wins | Win % | Place | Show | WPS | WPS % |
|---------------------|--------|------|-------|-------|------|-----|-------|
| Guy Gagnon | 4 | 3 | 75% | 0 | 0 | 3 | 75% |
| Michel Allard | 4 | 3 | 75% | 0 | 0 | 3 | 75% |
| Authier Lauzon | 3 | 2 | 67% | 0 | 1 | 3 | 100% |
| Michel Lagace | 4 | 2 | 50% | 1 | 0 | 3 | 75% |
| Maxime Velaye | 6 | 2 | 33% | 3 | 0 | 5 | 83% |
| Nicole Gagne | 6 | 2 | 33% | 0 | 0 | 2 | 33% |
| Mario Patry | 3 | 1 | 33% | 0 | 0 | 1 | 33% |
| Michel Audet | 3 | 1 | 33% | 0 | 1 | 2 | 67% |
| Francis Guillemette | 3 | 1 | 33% | 0 | 1 | 2 | 67% |
| Mathieu Desrochers | 3 | 1 | 33% | 0 | 0 | 1 | 33% |

NOT HOT

| DRIVERS | Starts | Wins | Win % | Place | Show | WPS | WPS % |
|--------------------|--------|------|-------|-------|------|-----|-------|
| Sylvain Fontaine | 21 | 0 | 0% | 2 | 1 | 3 | 14% |
| Sylvain Lacaille | 19 | 0 | 0% | 3 | 5 | 8 | 42% |
| Steven Gagnon | 9 | 0 | 0% | 2 | 1 | 3 | 33% |
| David Pilon | 7 | 0 | 0% | 1 | 1 | 2 | 29% |
| Nancy Gouin | 6 | 0 | 0% | 0 | 1 | 1 | 17% |
| Daniel Laflamme | 6 | 0 | 0% | 0 | 1 | 1 | 17% |
| Denis Audet | 5 | 0 | 0% | 0 | 2 | 2 | 40% |
| Antoine Desrochers | 15 | 1 | 7% | 1 | 2 | 4 | 27% |
| Maxime Dinelle | 13 | 1 | 8% | 0 | 2 | 3 | 23% |
| Denis St Pierre | 38 | 4 | 11% | 9 | 4 | 17 | 45% |

| TRAINERS | Starts | Wins | Win % | Place | Show | WPS | WPS % |
|-------------------|--------|------|-------|-------|------|-----|-------|
| Pierre Longpre | 9 | 0 | 0% | 3 | 1 | 4 | 44% |
| Lacaille Duval | 9 | 0 | 0% | 1 | 3 | 4 | 44% |
| Steeve Fortin | 9 | 0 | 0% | 1 | 2 | 3 | 33% |
| Nancy Gouin | 8 | 0 | 0% | 0 | 3 | 3 | 38% |
| Simon Delisle | 8 | 0 | 0% | 0 | 1 | 1 | 13% |
| Alain Filion | 7 | 0 | 0% | 2 | 2 | 4 | 57% |
| Dontigny Boisvert | 7 | 0 | 0% | 3 | 1 | 4 | 57% |
| Elisabeth Carrier | 6 | 0 | 0% | 0 | 1 | 1 | 17% |
| Pichette Ouellet | 6 | 0 | 0% | 0 | 1 | 1 | 17% |
| Michel Fontaine | 5 | 0 | 0% | 0 | 1 | 1 | 20% |

Harrah's Hoosier Park

INDIANA

HOT

| DRIVERS | Starts | Wins | Win % | Place | Show | WPS | WPS % |
|---------------------|--------|------|-------|-------|------|-----|-------|
| John De Long | 45 | 11 | 24% | 5 | 7 | 23 | 51% |
| Jared Finn | 13 | 3 | 23% | 2 | 1 | 6 | 46% |
| Kyle Wilfong | 47 | 9 | 19% | 7 | 4 | 20 | 43% |
| Atlee Bender | 45 | 8 | 18% | 11 | 5 | 24 | 53% |
| Jordan Ross | 39 | 6 | 15% | 5 | 6 | 17 | 44% |
| Kevin Lambright | 27 | 4 | 15% | 4 | 2 | 10 | 37% |
| Michael Oosting | 29 | 4 | 14% | 0 | 6 | 10 | 34% |
| Luke Plano | 7 | 1 | 14% | 2 | 1 | 4 | 57% |
| Richard Macomber Jr | 7 | 1 | 14% | 1 | 2 | 4 | 57% |
| Robert Taylor | 7 | 1 | 14% | 0 | 0 | 1 | 14% |

| TRAINERS | Starts | Wins | Win % | Place | Show | WPS | WPS % |
|-------------------|--------|------|-------|-------|------|-----|-------|
| Henry Graber Jr | 7 | 4 | 57% | 0 | 0 | 4 | 57% |
| Roger Welch | 7 | 4 | 57% | 0 | 0 | 4 | 57% |
| Kenneth Rucker | 4 | 2 | 50% | 0 | 0 | 2 | 50% |
| Trent Stohler | 4 | 2 | 50% | 0 | 0 | 2 | 50% |
| Ross Leonard | 4 | 2 | 50% | 0 | 0 | 2 | 50% |
| Patrick Melloy Jr | 7 | 3 | 43% | 1 | 1 | 5 | 71% |
| Hector Herrera | 5 | 2 | 40% | 0 | 1 | 3 | 60% |
| Harry Miller | 5 | 2 | 40% | 1 | 0 | 3 | 60% |
| Scott George | 6 | 2 | 33% | 2 | 0 | 4 | 67% |
| Ronnie Roberts | 3 | 1 | 33% | 0 | 1 | 2 | 67% |

NOT HOT

| DRIVERS | Starts | Wins | Win % | Place | Show | WPS | WPS % |
|------------------|--------|------|-------|-------|------|-----|-------|
| Peter Wrenn | 12 | 0 | 0% | 1 | 4 | 5 | 42% |
| Michael Peterson | 9 | 0 | 0% | 0 | 3 | 3 | 33% |
| Joseph Putnam | 8 | 0 | 0% | 0 | 1 | 1 | 13% |
| Jay Cross | 5 | 0 | 0% | 2 | 1 | 3 | 60% |
| Marcus Miller | 39 | 2 | 5% | 5 | 6 | 13 | 33% |
| Lewayne Miller | 41 | 3 | 7% | 4 | 4 | 11 | 27% |
| Kiwon Waldron | 14 | 1 | 7% | 0 | 3 | 4 | 29% |
| Donald Coy | 12 | 1 | 8% | 0 | 1 | 2 | 17% |
| Jared Seekman | 12 | 1 | 8% | 0 | 1 | 2 | 17% |
| Trace Tetrick | 51 | 6 | 12% | 9 | 3 | 18 | 35% |

| TRAINERS | Starts | Wins | Win % | Place | Show | WPS | WPS % |
|-----------------|--------|------|-------|-------|------|-----|-------|
| Lewayne Miller | 14 | 0 | 0% | 3 | 1 | 4 | 29% |
| Melanie Wrenn | 13 | 0 | 0% | 1 | 4 | 5 | 38% |
| Tom Tetrick | 12 | 0 | 0% | 3 | 3 | 6 | 50% |
| Charles Stewart | 10 | 0 | 0% | 4 | 2 | 6 | 60% |
| James Yoder | 7 | 0 | 0% | 0 | 0 | 0 | 0% |
| Brett Wilfong | 6 | 0 | 0% | 2 | 0 | 2 | 33% |
| Dan Shetler Jr | 6 | 0 | 0% | 0 | 1 | 1 | 17% |
| John Kay | 6 | 0 | 0% | 0 | 1 | 1 | 17% |
| Jeffrey Edwards | 5 | 0 | 0% | 0 | 0 | 0 | 0% |
| Kimberly Roth | 5 | 0 | 0% | 0 | 2 | 2 | 40% |

Kawartha Downs

ONTARIO

HOT

| DRIVERS | Starts | Wins | Win % | Place | Show | WPS | WPS % |
|------------------|--------|------|-------|-------|------|-----|-------|
| Doug Brown | 30 | 9 | 30% | 4 | 5 | 18 | 60% |
| John Thomson | 7 | 2 | 29% | 0 | 0 | 2 | 29% |
| Nicholas Boyd | 46 | 9 | 20% | 17 | 8 | 34 | 74% |
| Paul MacKenzie | 5 | 1 | 20% | 1 | 2 | 4 | 80% |
| Jeffrey Hunt | 28 | 5 | 18% | 3 | 6 | 14 | 50% |
| Drew Smyth | 6 | 1 | 17% | 0 | 2 | 3 | 50% |
| Ryan Guy | 43 | 7 | 16% | 7 | 5 | 19 | 44% |
| Damian MacLellan | 7 | 1 | 14% | 0 | 0 | 1 | 14% |
| Bradley Rae | 8 | 1 | 13% | 0 | 2 | 3 | 38% |
| Reginald Gassien | 46 | 5 | 11% | 11 | 10 | 26 | 57% |

| TRAINERS | Starts | Wins | Win % | Place | Show | WPS | WPS % |
|------------------|--------|------|-------|-------|------|-----|-------|
| Dagfin Henriksen | 3 | 2 | 67% | 0 | 0 | 2 | 67% |
| Michael Wade | 5 | 3 | 60% | 1 | 0 | 4 | 80% |
| Patrick Hunt | 4 | 2 | 50% | 0 | 2 | 4 | 100% |
| Patrick Dillon | 4 | 2 | 50% | 0 | 0 | 2 | 50% |
| Ken Middleton Jr | 7 | 3 | 43% | 0 | 3 | 6 | 86% |
| Nicholas Boyd | 5 | 2 | 40% | 1 | 1 | 4 | 80% |
| Kevin Enman | 5 | 2 | 40% | 1 | 1 | 4 | 80% |
| Mark Goddard | 8 | 3 | 38% | 2 | 1 | 6 | 75% |
| Macy Cassell | 9 | 3 | 33% | 0 | 4 | 7 | 78% |
| Terry Heffernan | 3 | 1 | 33% | 1 | 1 | 3 | 100% |

NOT HOT

| DRIVERS | Starts | Wins | Win % | Place | Show | WPS | WPS % |
|------------------|--------|------|-------|-------|------|-----|-------|
| Darcy Clancy | 5 | 0 | 0% | 0 | 1 | 1 | 20% |
| Jason Woodward | 5 | 0 | 0% | 0 | 0 | 0 | 0% |
| Patrick Rouleau | 5 | 0 | 0% | 0 | 0 | 0 | 0% |
| Murray Brethour | 25 | 1 | 4% | 3 | 3 | 7 | 28% |
| W Hie | 25 | 2 | 8% | 1 | 3 | 6 | 24% |
| Reginald Gassien | 46 | 5 | 11% | 11 | 10 | 26 | 57% |
| Bradley Rae | 8 | 1 | 13% | 0 | 2 | 3 | 38% |
| Damian MacLellan | 7 | 1 | 14% | 0 | 0 | 1 | 14% |
| Ryan Guy | 43 | 7 | 16% | 7 | 5 | 19 | 44% |
| Drew Smyth | 6 | 1 | 17% | 0 | 2 | 3 | 50% |

| TRAINERS | Starts | Wins | Win % | Place | Show | WPS | WPS % |
|----------------|--------|------|-------|-------|------|-----|-------|
| W Hie | 12 | 0 | 0% | 0 | 2 | 2 | 17% |
| Mark Johnson | 12 | 0 | 0% | 4 | 2 | 6 | 50% |
| John MacMillan | 9 | 0 | 0% | 3 | 1 | 4 | 44% |
| Jason Woodward | 9 | 0 | 0% | 1 | 0 | 1 | 11% |
| Barry Bird | 8 | 0 | 0% | 3 | 0 | 3 | 38% |
| Mark Winacott | 8 | 0 | 0% | 3 | 1 | 4 | 50% |
| Mary Quinn | 8 | 0 | 0% | 0 | 0 | 0 | 0% |
| Guy Chretien | 7 | 0 | 0% | 1 | 0 | 1 | 14% |
| Russell Moore | 5 | 0 | 0% | 2 | 2 | 4 | 80% |
| Jeffrey Hunt | 5 | 0 | 0% | 1 | 1 | 2 | 40% |

Meadowlands

NEW JERSEY

HOT DRIVERS

| DRIVERS | Starts | Wins | Win % | Place | Show | WPS | WPS % |
|-----------------|--------|------|-------|-------|------|-----|-------|
| Mark Silva | 5 | 2 | 40% | 1 | 0 | 3 | 60% |
| Lauren Tritton | 23 | 9 | 39% | 0 | 3 | 12 | 52% |
| Dexter Dunn | 9 | 3 | 33% | 4 | 0 | 7 | 78% |
| Jason Bartlett | 20 | 5 | 25% | 2 | 5 | 12 | 60% |
| David Miller | 8 | 2 | 25% | 0 | 1 | 3 | 38% |
| Braxten Boyd | 13 | 3 | 23% | 3 | 1 | 7 | 54% |
| Andrew McCarthy | 19 | 4 | 21% | 0 | 1 | 5 | 26% |
| Tim Tetrick | 14 | 3 | 21% | 5 | 0 | 8 | 57% |
| Jordan Stratton | 11 | 2 | 18% | 2 | 1 | 5 | 45% |
| Brett Beckwith | 47 | 8 | 17% | 6 | 5 | 19 | 40% |

| TRAINERS | Starts | Wins | Win % | Place | Show | WPS | WPS % |
|--------------------|--------|------|-------|-------|------|-----|-------|
| Cote Keim | 5 | 2 | 40% | 1 | 0 | 3 | 60% |
| Mark Silva | 9 | 3 | 33% | 2 | 1 | 6 | 67% |
| Megan Scran | 3 | 1 | 33% | 0 | 0 | 1 | 33% |
| Marcus Melander | 3 | 1 | 33% | 1 | 0 | 2 | 67% |
| Shane Tritton | 26 | 8 | 31% | 0 | 2 | 10 | 38% |
| Jake Leamon | 10 | 3 | 30% | 2 | 2 | 7 | 70% |
| Michael Russo | 10 | 3 | 30% | 1 | 0 | 4 | 40% |
| Noel Daley | 18 | 5 | 28% | 2 | 1 | 8 | 44% |
| Christopher Height | 15 | 4 | 27% | 4 | 1 | 9 | 60% |
| Ronald Burke | 12 | 3 | 25% | 0 | 0 | 3 | 25% |

NOT HOT DRIVERS

| DRIVERS | Starts | Wins | Win % | Place | Show | WPS | WPS % |
|------------------|--------|------|-------|-------|------|-----|-------|
| Vincent Ginsburg | 11 | 0 | 0% | 1 | 3 | 4 | 36% |
| Stephen Smith | 8 | 0 | 0% | 0 | 1 | 1 | 13% |
| Anthony Beltrami | 8 | 0 | 0% | 2 | 0 | 2 | 25% |
| Michael Shults | 6 | 0 | 0% | 1 | 1 | 2 | 33% |
| Bruce Baker | 6 | 0 | 0% | 1 | 0 | 1 | 17% |
| Yannick Gingras | 6 | 0 | 0% | 0 | 2 | 2 | 33% |
| Ake Svanstedt | 5 | 0 | 0% | 1 | 0 | 1 | 20% |
| Anibal Borjas | 5 | 0 | 0% | 1 | 0 | 1 | 20% |
| Jacob Stillwell | 5 | 0 | 0% | 0 | 0 | 0 | 0% |
| Patrick Ryder | 47 | 1 | 2% | 9 | 5 | 15 | 32% |

| TRAINERS | Starts | Wins | Win % | Place | Show | WPS | WPS % |
|-------------------|--------|------|-------|-------|------|-----|-------|
| Ake Svanstedt | 13 | 0 | 0% | 3 | 1 | 4 | 31% |
| Jeffrey Smith | 12 | 0 | 0% | 2 | 2 | 4 | 33% |
| Lewis Nunes | 12 | 0 | 0% | 2 | 1 | 3 | 25% |
| Nancy Takter | 10 | 0 | 0% | 4 | 1 | 5 | 50% |
| Bruce Lauer | 9 | 0 | 0% | 0 | 1 | 1 | 11% |
| Veronica Spicer | 8 | 0 | 0% | 0 | 2 | 2 | 25% |
| Kelvin Harrison | 8 | 0 | 0% | 1 | 1 | 2 | 25% |
| Maria Reid | 7 | 0 | 0% | 3 | 1 | 4 | 57% |
| Michael Fiumenero | 6 | 0 | 0% | 0 | 3 | 3 | 50% |
| Robert Harmon | 6 | 0 | 0% | 1 | 0 | 1 | 17% |

The Meadows

PENNSYLVANIA

HOT DRIVERS

| DRIVERS | Starts | Wins | Win % | Place | Show | WPS | WPS % |
|----------------|--------|------|-------|-------|------|-----|-------|
| Dexter Dunn | 7 | 2 | 29% | 1 | 1 | 4 | 57% |
| Todd McCarthy | 7 | 2 | 29% | 2 | 0 | 4 | 57% |
| David Palone | 44 | 12 | 27% | 7 | 5 | 24 | 55% |
| W Wilder | 33 | 9 | 27% | 5 | 5 | 19 | 58% |
| Aaron Merriman | 44 | 11 | 25% | 6 | 6 | 23 | 52% |
| Michael Whelan | 9 | 2 | 22% | 1 | 2 | 5 | 56% |
| Tim Tetrick | 5 | 1 | 20% | 0 | 0 | 1 | 20% |
| Aaron Johnston | 5 | 1 | 20% | 0 | 0 | 1 | 20% |
| Case Bateson | 5 | 1 | 20% | 0 | 0 | 1 | 20% |
| Jeremy Indof | 36 | 6 | 17% | 9 | 6 | 21 | 58% |

| TRAINERS | Starts | Wins | Win % | Place | Show | WPS | WPS % |
|------------------|--------|------|-------|-------|------|-----|-------|
| Melvin Schmucker | 3 | 2 | 67% | 0 | 0 | 2 | 67% |
| Dana Kahrig | 8 | 5 | 63% | 0 | 0 | 5 | 63% |
| Randall Bendis | 9 | 4 | 44% | 1 | 1 | 6 | 67% |
| Trent Stohler | 9 | 3 | 33% | 1 | 0 | 4 | 44% |
| James King Jr | 3 | 1 | 33% | 0 | 1 | 2 | 67% |
| Justin Pirillo | 10 | 3 | 30% | 3 | 3 | 9 | 90% |
| Walter Whelan | 8 | 2 | 25% | 1 | 2 | 5 | 63% |
| Jason Shaw | 4 | 1 | 25% | 1 | 0 | 2 | 50% |
| Aaron Johnston | 4 | 1 | 25% | 0 | 0 | 1 | 25% |
| David Zito | 4 | 1 | 25% | 1 | 0 | 2 | 50% |

NOT HOT DRIVERS

| DRIVERS | Starts | Wins | Win % | Place | Show | WPS | WPS % |
|-------------------|--------|------|-------|-------|------|-----|-------|
| Wilbur Yoder | 16 | 0 | 0% | 1 | 4 | 5 | 31% |
| Shawn Johnston | 15 | 0 | 0% | 1 | 5 | 6 | 40% |
| Jesse Barnard | 5 | 0 | 0% | 1 | 1 | 2 | 40% |
| Eric Neal | 5 | 0 | 0% | 0 | 0 | 0 | 0% |
| Justin Walters | 27 | 1 | 4% | 2 | 5 | 8 | 30% |
| David Miller | 17 | 1 | 6% | 3 | 0 | 4 | 24% |
| Brady Brown | 46 | 3 | 7% | 3 | 5 | 11 | 24% |
| Anthony MacDonald | 14 | 1 | 7% | 3 | 1 | 5 | 36% |
| Brian Zendt | 13 | 1 | 8% | 1 | 1 | 3 | 23% |
| Yannick Gingras | 7 | 1 | 14% | 1 | 3 | 5 | 71% |

| TRAINERS | Starts | Wins | Win % | Place | Show | WPS | WPS % |
|-------------------|--------|------|-------|-------|------|-----|-------|
| Wilbur Yoder | 9 | 0 | 0% | 0 | 2 | 2 | 22% |
| Andy Rickert | 9 | 0 | 0% | 0 | 2 | 2 | 22% |
| Johnny Yoder | 8 | 0 | 0% | 1 | 0 | 1 | 13% |
| Steven Walters | 7 | 0 | 0% | 0 | 1 | 1 | 14% |
| Sarah Andrews | 7 | 0 | 0% | 0 | 2 | 2 | 29% |
| Stephen Schoeffel | 6 | 0 | 0% | 1 | 1 | 2 | 33% |
| William Zendt | 6 | 0 | 0% | 0 | 1 | 1 | 17% |
| Dean Collins | 6 | 0 | 0% | 0 | 0 | 0 | 0% |
| Scott Betts | 5 | 0 | 0% | 2 | 0 | 2 | 40% |
| Jason Brewer | 5 | 0 | 0% | 0 | 2 | 2 | 40% |

Monticello

NEW YORK

HOT

| DRIVERS | Starts | Wins | Win % | Place | Show | WPS | WPS % |
|------------------|--------|------|-------|-------|------|-----|-------|
| Michael Merton | 33 | 15 | 45% | 3 | 4 | 22 | 67% |
| James Devaux | 9 | 4 | 44% | 0 | 2 | 6 | 67% |
| Ray Baynes | 8 | 2 | 25% | 1 | 0 | 3 | 38% |
| Gregory Merton | 30 | 6 | 20% | 10 | 4 | 20 | 67% |
| Scott Keppler | 15 | 2 | 13% | 4 | 1 | 7 | 47% |
| Jason Ricco | 8 | 1 | 13% | 0 | 0 | 1 | 13% |
| Kyle Dibenedetto | 34 | 4 | 12% | 4 | 5 | 13 | 38% |
| Adam Moeykens | 22 | 2 | 9% | 2 | 3 | 7 | 32% |
| Bruce Aldrich Jr | 38 | 3 | 8% | 9 | 5 | 17 | 45% |
| Shane Taggart | 23 | 1 | 4% | 2 | 4 | 7 | 30% |

| TRAINERS | Starts | Wins | Win % | Place | Show | WPS | WPS % |
|------------------|--------|------|-------|-------|------|-----|-------|
| Joseph Skowyra | 3 | 2 | 67% | 1 | 0 | 3 | 100% |
| McKenzie Sowers | 6 | 3 | 50% | 1 | 1 | 5 | 83% |
| Kenneth Koch | 3 | 1 | 33% | 0 | 0 | 1 | 33% |
| Cory Stratton | 3 | 1 | 33% | 0 | 1 | 2 | 67% |
| Dawn Devaux | 3 | 1 | 33% | 0 | 0 | 1 | 33% |
| Robert Harmon | 3 | 1 | 33% | 0 | 0 | 1 | 33% |
| Peter Pellegrino | 8 | 2 | 25% | 2 | 0 | 4 | 50% |
| Ray Baynes | 8 | 2 | 25% | 1 | 0 | 3 | 38% |
| Robert Dill | 4 | 1 | 25% | 0 | 0 | 1 | 25% |
| Robert Lounsbury | 4 | 1 | 25% | 2 | 1 | 4 | 100% |

NOT HOT

| DRIVERS | Starts | Wins | Win % | Place | Show | WPS | WPS % |
|---------------------|--------|------|-------|-------|------|-----|-------|
| Jim Taggart Jr | 12 | 0 | 0% | 2 | 0 | 2 | 17% |
| Ralph Silvestri Iii | 11 | 0 | 0% | 0 | 1 | 1 | 9% |
| William Carter | 5 | 0 | 0% | 0 | 0 | 0 | 0% |
| Richard Harp | 5 | 0 | 0% | 0 | 0 | 0 | 0% |
| Thomas Merton | 34 | 1 | 3% | 5 | 9 | 15 | 44% |
| Shane Taggart | 23 | 1 | 4% | 2 | 4 | 7 | 30% |
| Bruce Aldrich Jr | 38 | 3 | 8% | 9 | 5 | 17 | 45% |
| Adam Moeykens | 22 | 2 | 9% | 2 | 3 | 7 | 32% |
| Kyle Dibenedetto | 34 | 4 | 12% | 4 | 5 | 13 | 38% |
| Scott Keppler | 15 | 2 | 13% | 4 | 1 | 7 | 47% |

| TRAINERS | Starts | Wins | Win % | Place | Show | WPS | WPS % |
|--------------------|--------|------|-------|-------|------|-----|-------|
| Richard Campolongo | 13 | 0 | 0% | 0 | 2 | 2 | 15% |
| Keith Haase | 6 | 0 | 0% | 0 | 1 | 1 | 17% |
| Murray Bassen | 6 | 0 | 0% | 0 | 1 | 1 | 17% |
| William Parker Jr | 5 | 0 | 0% | 1 | 1 | 2 | 40% |
| Veronica Merton | 5 | 0 | 0% | 1 | 0 | 1 | 20% |
| Christina Klein | 5 | 0 | 0% | 0 | 0 | 0 | 0% |
| Anthony Regina | 5 | 0 | 0% | 0 | 0 | 0 | 0% |
| Tiffany Barrett | 5 | 0 | 0% | 0 | 0 | 0 | 0% |
| David Wiskow | 5 | 0 | 0% | 0 | 1 | 1 | 20% |
| Arthur Green | 4 | 0 | 0% | 0 | 2 | 2 | 50% |

Northfield Park

OHIO

HOT

| DRIVERS | Starts | Wins | Win % | Place | Show | WPS | WPS % |
|------------------|--------|------|-------|-------|------|-----|-------|
| Emanuel Miller | 6 | 3 | 50% | 1 | 0 | 4 | 67% |
| Daniel Noble | 29 | 9 | 31% | 5 | 4 | 18 | 62% |
| Ronnie Wrenn Jr | 23 | 7 | 30% | 4 | 2 | 13 | 57% |
| John Ciocca Jr | 26 | 7 | 27% | 1 | 1 | 9 | 35% |
| Aaron Merriman | 38 | 10 | 26% | 6 | 3 | 19 | 50% |
| Greg Grismore | 26 | 4 | 15% | 1 | 3 | 8 | 31% |
| Christopher Lems | 29 | 4 | 14% | 5 | 7 | 16 | 55% |
| James Day | 21 | 2 | 10% | 2 | 2 | 6 | 29% |
| Brady Galliers | 10 | 1 | 10% | 1 | 2 | 4 | 40% |
| Braiden Rhoades | 44 | 4 | 9% | 5 | 6 | 15 | 34% |

| TRAINERS | Starts | Wins | Win % | Place | Show | WPS | WPS % |
|----------------|--------|------|-------|-------|------|-----|-------|
| Christi Noble | 5 | 5 | 100% | 0 | 0 | 5 | 100% |
| Ronald Burke | 14 | 6 | 43% | 2 | 1 | 9 | 64% |
| Betty Clegg | 5 | 2 | 40% | 0 | 0 | 2 | 40% |
| Roeleta Troyer | 6 | 2 | 33% | 2 | 0 | 4 | 67% |
| Robert Taylor | 3 | 1 | 33% | 0 | 1 | 2 | 67% |
| Brian Tatham | 3 | 1 | 33% | 1 | 1 | 3 | 100% |
| Harry Miller | 3 | 1 | 33% | 0 | 1 | 2 | 67% |
| Patrick Beeler | 3 | 1 | 33% | 0 | 0 | 1 | 33% |
| Adam Short | 3 | 1 | 33% | 0 | 1 | 2 | 67% |
| William Webb | 3 | 1 | 33% | 0 | 0 | 1 | 33% |

NOT HOT

| DRIVERS | Starts | Wins | Win % | Place | Show | WPS | WPS % |
|----------------|--------|------|-------|-------|------|-----|-------|
| Jason Thompson | 13 | 0 | 0% | 2 | 3 | 5 | 38% |
| Wyatt Farmer | 13 | 0 | 0% | 1 | 3 | 4 | 31% |
| Eric Miller | 7 | 0 | 0% | 0 | 2 | 2 | 29% |
| Carson Conrad | 5 | 0 | 0% | 1 | 0 | 1 | 20% |
| Luke Ebersole | 45 | 1 | 2% | 4 | 1 | 6 | 13% |
| Keith Kash Jr | 33 | 1 | 3% | 3 | 5 | 9 | 27% |
| Tyler Angus | 44 | 2 | 5% | 8 | 2 | 12 | 27% |
| Justin Irvine | 55 | 4 | 7% | 9 | 7 | 20 | 36% |
| Kurt Sugg | 55 | 4 | 7% | 7 | 8 | 19 | 35% |
| Logan Ebersole | 15 | 1 | 7% | 0 | 2 | 3 | 20% |

| TRAINERS | Starts | Wins | Win % | Place | Show | WPS | WPS % |
|---------------------|--------|------|-------|-------|------|-----|-------|
| Edward Miller | 19 | 0 | 0% | 2 | 1 | 3 | 16% |
| James Hercules Jr | 10 | 0 | 0% | 0 | 1 | 1 | 10% |
| Brian Miller | 7 | 0 | 0% | 0 | 0 | 0 | 0% |
| Marion Chupp | 7 | 0 | 0% | 2 | 1 | 3 | 43% |
| Melvin Byler | 7 | 0 | 0% | 0 | 1 | 1 | 14% |
| Peter Stratton | 7 | 0 | 0% | 0 | 0 | 0 | 0% |
| Steven Carter | 7 | 0 | 0% | 0 | 0 | 0 | 0% |
| Robert Krenitsky Jr | 6 | 0 | 0% | 1 | 0 | 1 | 17% |
| Jason McGinnis | 6 | 0 | 0% | 1 | 1 | 2 | 33% |
| Michael Deruntz | 5 | 0 | 0% | 0 | 2 | 2 | 40% |

Plainridge Park

MASSACHUSETTS

HOT

| DRIVERS | Starts | Wins | Win % | Place | Show | WPS | WPS % |
|-------------------|--------|------|-------|-------|------|-----|-------|
| D Whittemore | 7 | 2 | 29% | 2 | 1 | 5 | 71% |
| Aaron Byron | 12 | 3 | 25% | 2 | 2 | 7 | 58% |
| Matthew Athearn | 38 | 8 | 21% | 3 | 3 | 14 | 37% |
| Bruce Ranger | 42 | 7 | 17% | 9 | 4 | 20 | 48% |
| Nicholas Graffam | 36 | 6 | 17% | 5 | 4 | 15 | 42% |
| Matthew Kakaley | 6 | 1 | 17% | 1 | 2 | 4 | 67% |
| Andrew Monti | 19 | 3 | 16% | 1 | 5 | 9 | 47% |
| Mitchell Cushing | 35 | 5 | 14% | 5 | 5 | 15 | 43% |
| Kevin Switzer Jr | 30 | 4 | 13% | 2 | 5 | 11 | 37% |
| Michael Stevenson | 10 | 1 | 10% | 2 | 1 | 4 | 40% |

| TRAINERS | Starts | Wins | Win % | Place | Show | WPS | WPS % |
|-----------------------|--------|------|-------|-------|------|-----|-------|
| Matthew Medeiros | 3 | 2 | 67% | 0 | 0 | 2 | 67% |
| Catherine Bouthillier | 3 | 2 | 67% | 0 | 0 | 2 | 67% |
| Mario Dessureault | 3 | 1 | 33% | 1 | 0 | 2 | 67% |
| Kevin Switzer | 3 | 1 | 33% | 0 | 2 | 3 | 100% |
| James Dunn | 3 | 1 | 33% | 0 | 0 | 1 | 33% |
| D Whittemore | 7 | 2 | 29% | 2 | 2 | 6 | 86% |
| Zackary Gray | 7 | 2 | 29% | 1 | 0 | 3 | 43% |
| Gretchen Athearn | 11 | 3 | 27% | 1 | 0 | 4 | 36% |
| Michael Graffam | 12 | 3 | 25% | 2 | 1 | 6 | 50% |
| Kathleen Brewer | 12 | 3 | 25% | 3 | 1 | 7 | 58% |

NOT HOT

| DRIVERS | Starts | Wins | Win % | Place | Show | WPS | WPS % |
|-------------------|--------|------|-------|-------|------|-----|-------|
| Ronald Cushing | 11 | 0 | 0% | 1 | 0 | 1 | 9% |
| Wallace Watson | 6 | 0 | 0% | 0 | 1 | 1 | 17% |
| Fernand Paquet Jr | 5 | 0 | 0% | 1 | 2 | 3 | 60% |
| Brett Beckwith | 39 | 2 | 5% | 9 | 4 | 15 | 38% |
| James Hardy | 26 | 2 | 8% | 2 | 4 | 8 | 31% |
| Shawn Gray | 13 | 1 | 8% | 1 | 4 | 6 | 46% |
| Michael Stevenson | 10 | 1 | 10% | 2 | 1 | 4 | 40% |
| Kevin Switzer Jr | 30 | 4 | 13% | 2 | 5 | 11 | 37% |
| Mitchell Cushing | 35 | 5 | 14% | 5 | 5 | 15 | 43% |
| Andrew Monti | 19 | 3 | 16% | 1 | 5 | 9 | 47% |

| TRAINERS | Starts | Wins | Win % | Place | Show | WPS | WPS % |
|-------------------|--------|------|-------|-------|------|-----|-------|
| Randy Bickmore | 9 | 0 | 0% | 1 | 0 | 1 | 11% |
| Nicholas Vamvilis | 9 | 0 | 0% | 0 | 3 | 3 | 33% |
| Heidi Cushing | 8 | 0 | 0% | 2 | 1 | 3 | 38% |
| Elisha Lafreniere | 7 | 0 | 0% | 2 | 2 | 4 | 57% |
| Conor Brewer | 7 | 0 | 0% | 1 | 2 | 3 | 43% |
| Larry Stalbaum | 5 | 0 | 0% | 1 | 0 | 1 | 20% |
| Ivan Davies | 5 | 0 | 0% | 1 | 1 | 2 | 40% |
| Channa Gorton | 5 | 0 | 0% | 0 | 0 | 0 | 0% |
| Jeffrey Cullipher | 4 | 0 | 0% | 1 | 2 | 3 | 75% |
| Michelle Hardin | 4 | 0 | 0% | 0 | 2 | 2 | 50% |

Rideau Carleton

ONTARIO

HOT

| DRIVERS | Starts | Wins | Win % | Place | Show | WPS | WPS % |
|--------------------|--------|------|-------|-------|------|-----|-------|
| Brett MacDonald | 10 | 6 | 60% | 3 | 0 | 9 | 90% |
| Guy Gagnon | 27 | 13 | 48% | 4 | 2 | 19 | 70% |
| Robert Shepherd | 35 | 10 | 29% | 9 | 5 | 24 | 69% |
| Ryan Guy | 35 | 8 | 23% | 3 | 9 | 20 | 57% |
| Pascal Berube | 34 | 4 | 12% | 8 | 3 | 15 | 44% |
| Stephane Pouliot | 32 | 3 | 9% | 6 | 6 | 15 | 47% |
| Marie-Claude Auger | 38 | 2 | 5% | 6 | 9 | 17 | 45% |
| William Roy | 20 | 1 | 5% | 1 | 2 | 4 | 20% |
| Mike Healey | 23 | 1 | 4% | 3 | 2 | 6 | 26% |
| Stephane Brosseau | 10 | 0 | 0% | 1 | 2 | 3 | 30% |

| TRAINERS | Starts | Wins | Win % | Place | Show | WPS | WPS % |
|---------------------|--------|------|-------|-------|------|-----|-------|
| Ryan Guy | 3 | 2 | 67% | 0 | 1 | 3 | 100% |
| Guy Gagnon | 11 | 6 | 55% | 0 | 0 | 6 | 55% |
| Mandy Archer | 24 | 12 | 50% | 4 | 1 | 17 | 71% |
| Gerard Vaillancourt | 3 | 1 | 33% | 0 | 0 | 1 | 33% |
| Daniel Dulude | 3 | 1 | 33% | 1 | 0 | 2 | 67% |
| Jacob Copley | 10 | 3 | 30% | 3 | 2 | 8 | 80% |
| Alain Martin | 10 | 2 | 20% | 2 | 1 | 5 | 50% |
| Andrew Moore | 5 | 1 | 20% | 1 | 1 | 3 | 60% |
| Michael Armstrong | 16 | 3 | 19% | 1 | 3 | 7 | 44% |
| Jacques Beaudoin | 6 | 1 | 17% | 2 | 0 | 3 | 50% |

NOT HOT

| DRIVERS | Starts | Wins | Win % | Place | Show | WPS | WPS % |
|--------------------|--------|------|-------|-------|------|-----|-------|
| Stephane Brosseau | 10 | 0 | 0% | 1 | 2 | 3 | 30% |
| Clarke Steacy | 8 | 0 | 0% | 2 | 2 | 4 | 50% |
| Darcy Clancy | 7 | 0 | 0% | 0 | 0 | 0 | 0% |
| Carl Duguay | 6 | 0 | 0% | 1 | 2 | 3 | 50% |
| Mike Healey | 23 | 1 | 4% | 3 | 2 | 6 | 26% |
| Marie-Claude Auger | 38 | 2 | 5% | 6 | 9 | 17 | 45% |
| William Roy | 20 | 1 | 5% | 1 | 2 | 4 | 20% |
| Stephane Pouliot | 32 | 3 | 9% | 6 | 6 | 15 | 47% |
| Pascal Berube | 34 | 4 | 12% | 8 | 3 | 15 | 44% |
| Ryan Guy | 35 | 8 | 23% | 3 | 9 | 20 | 57% |

| TRAINERS | Starts | Wins | Win % | Place | Show | WPS | WPS % |
|------------------|--------|------|-------|-------|------|-----|-------|
| Carl Duguay | 9 | 0 | 0% | 2 | 3 | 5 | 56% |
| Darcy Clancy | 5 | 0 | 0% | 0 | 0 | 0 | 0% |
| Steve Belisle | 5 | 0 | 0% | 0 | 2 | 2 | 40% |
| Jennifer McBride | 5 | 0 | 0% | 1 | 1 | 2 | 40% |
| Karen Kroeger | 4 | 0 | 0% | 1 | 0 | 1 | 25% |
| Steve Germain | 4 | 0 | 0% | 0 | 2 | 2 | 50% |
| Eric Lafleur | 4 | 0 | 0% | 0 | 1 | 1 | 25% |
| Lacaille Duval | 4 | 0 | 0% | 0 | 2 | 2 | 50% |
| Mike Healey | 3 | 0 | 0% | 1 | 0 | 1 | 33% |
| Paul Laframboise | 3 | 0 | 0% | 0 | 1 | 1 | 33% |

Rosecroft

MARYLAND

HOT

| DRIVERS | Starts | Wins | Win % | Place | Show | WPS | WPS % |
|-------------------|--------|------|-------|-------|------|-----|-------|
| Kenneth Weckstein | 5 | 2 | 40% | 2 | 0 | 4 | 80% |
| Roger Plante Jr | 46 | 12 | 26% | 6 | 3 | 21 | 46% |
| Jonathan Roberts | 42 | 9 | 21% | 7 | 8 | 24 | 57% |
| Justin Walters | 30 | 5 | 17% | 4 | 4 | 13 | 43% |
| Russell Foster | 57 | 9 | 16% | 11 | 6 | 26 | 46% |
| William Carter | 50 | 7 | 14% | 5 | 8 | 20 | 40% |
| Jacob Roglitz | 7 | 1 | 14% | 1 | 1 | 3 | 43% |
| Jared Moyer | 48 | 6 | 13% | 3 | 5 | 14 | 29% |
| Johnathan Ahle | 34 | 4 | 12% | 3 | 2 | 9 | 26% |
| Archie Buford | 9 | 1 | 11% | 0 | 0 | 1 | 11% |

| TRAINERS | Starts | Wins | Win % | Place | Show | WPS | WPS % |
|------------------|--------|------|-------|-------|------|-----|-------|
| Roger Plante Jr | 8 | 4 | 50% | 2 | 1 | 7 | 88% |
| Courtney Foster | 7 | 3 | 43% | 0 | 0 | 3 | 43% |
| Willard Reynolds | 6 | 2 | 33% | 2 | 0 | 4 | 67% |
| Brian Emerson | 3 | 1 | 33% | 2 | 0 | 3 | 100% |
| Winston Williams | 3 | 1 | 33% | 0 | 0 | 1 | 33% |
| Ronald Dixon | 3 | 1 | 33% | 0 | 1 | 2 | 67% |
| Jason Walters | 13 | 4 | 31% | 3 | 1 | 8 | 62% |
| Andrew Fulton | 11 | 3 | 27% | 3 | 2 | 8 | 73% |
| Howard Birney | 11 | 3 | 27% | 0 | 0 | 3 | 27% |
| Amanda Malone | 8 | 2 | 25% | 0 | 3 | 5 | 63% |

NOT HOT

| DRIVERS | Starts | Wins | Win % | Place | Show | WPS | WPS % |
|-----------------|--------|------|-------|-------|------|-----|-------|
| Lucas Myers | 27 | 0 | 0% | 3 | 2 | 5 | 19% |
| Justin Vincent | 22 | 0 | 0% | 3 | 2 | 5 | 23% |
| Mark Gray | 12 | 0 | 0% | 1 | 3 | 4 | 33% |
| Declan Donoway | 8 | 0 | 0% | 1 | 1 | 2 | 25% |
| Brian Burton | 8 | 0 | 0% | 0 | 1 | 1 | 13% |
| William Carter | 7 | 0 | 0% | 0 | 0 | 0 | 0% |
| Eugene Robinson | 6 | 0 | 0% | 0 | 0 | 0 | 0% |
| Timothy Deaton | 25 | 1 | 4% | 0 | 1 | 2 | 8% |
| Eric Davis | 44 | 2 | 5% | 6 | 8 | 16 | 36% |
| Franklin Milby | 17 | 1 | 6% | 2 | 3 | 6 | 35% |

| TRAINERS | Starts | Wins | Win % | Place | Show | WPS | WPS % |
|----------------------|--------|------|-------|-------|------|-----|-------|
| Jerry Nock | 13 | 0 | 0% | 1 | 1 | 2 | 15% |
| Jared Moyer | 12 | 0 | 0% | 0 | 1 | 1 | 8% |
| Kenneth Schlotzhauer | 11 | 0 | 0% | 0 | 0 | 0 | 0% |
| Gregory Trotto | 9 | 0 | 0% | 2 | 2 | 4 | 44% |
| Eli Scott Jr | 9 | 0 | 0% | 5 | 0 | 5 | 56% |
| Brian Burton | 9 | 0 | 0% | 0 | 1 | 1 | 11% |
| Kasey Bendix | 8 | 0 | 0% | 2 | 2 | 4 | 50% |
| Kevin Altig | 8 | 0 | 0% | 0 | 1 | 1 | 13% |
| Douglas Lewis | 8 | 0 | 0% | 1 | 0 | 1 | 13% |
| Gary White | 7 | 0 | 0% | 1 | 1 | 2 | 29% |

Saratoga Harness

NEW YORK

HOT

| DRIVERS | Starts | Wins | Win % | Place | Show | WPS | WPS % |
|------------------|--------|------|-------|-------|------|-----|-------|
| Cory Stratton | 5 | 3 | 60% | 0 | 0 | 3 | 60% |
| Matthew Athearn | 15 | 4 | 27% | 1 | 1 | 6 | 40% |
| James Devaux | 59 | 13 | 22% | 6 | 11 | 30 | 51% |
| Walter Hennessey | 45 | 8 | 18% | 8 | 6 | 22 | 49% |
| Jacob Cutting | 52 | 9 | 17% | 11 | 11 | 31 | 60% |
| Leon Bailey | 42 | 7 | 17% | 5 | 2 | 14 | 33% |
| Chris Long | 37 | 6 | 16% | 2 | 6 | 14 | 38% |
| Phillip Fluet | 23 | 3 | 13% | 3 | 3 | 9 | 39% |
| Billy Dobson | 34 | 4 | 12% | 10 | 1 | 15 | 44% |
| Jordan Derue | 12 | 1 | 8% | 2 | 2 | 5 | 42% |

| TRAINERS | Starts | Wins | Win % | Place | Show | WPS | WPS % |
|--------------------|--------|------|-------|-------|------|-----|-------|
| Cory Stratton | 5 | 3 | 60% | 0 | 0 | 3 | 60% |
| Jackie Greene | 7 | 4 | 57% | 0 | 1 | 5 | 71% |
| John Podres | 6 | 3 | 50% | 1 | 0 | 4 | 67% |
| Larry Stalbaum | 5 | 2 | 40% | 0 | 3 | 5 | 100% |
| Kyle Spagnola | 8 | 3 | 38% | 3 | 0 | 6 | 75% |
| Gaetan Brunet | 3 | 1 | 33% | 0 | 1 | 2 | 67% |
| Laurie Tranowicz | 3 | 1 | 33% | 0 | 1 | 2 | 67% |
| Brielle Roman | 3 | 1 | 33% | 0 | 1 | 2 | 67% |
| Stanley Zombick Jr | 3 | 1 | 33% | 0 | 0 | 1 | 33% |
| John Berger | 3 | 1 | 33% | 0 | 1 | 2 | 67% |

NOT HOT

| DRIVERS | Starts | Wins | Win % | Place | Show | WPS | WPS % |
|------------------|--------|------|-------|-------|------|-----|-------|
| Brett Beckwith | 22 | 0 | 0% | 4 | 4 | 8 | 36% |
| John Stark Jr | 7 | 0 | 0% | 0 | 2 | 2 | 29% |
| Mitchell Cushing | 5 | 0 | 0% | 0 | 2 | 2 | 40% |
| Jay Randall | 28 | 1 | 4% | 2 | 3 | 6 | 21% |
| Brett Crawford | 19 | 1 | 5% | 1 | 2 | 4 | 21% |
| Brian Cross | 18 | 1 | 6% | 1 | 0 | 2 | 11% |
| Aaron Byron | 42 | 3 | 7% | 9 | 5 | 17 | 40% |
| Irvin Crews | 14 | 1 | 7% | 1 | 1 | 3 | 21% |
| Jordan Derue | 12 | 1 | 8% | 2 | 2 | 5 | 42% |
| Billy Dobson | 34 | 4 | 12% | 10 | 1 | 15 | 44% |

| TRAINERS | Starts | Wins | Win % | Place | Show | WPS | WPS % |
|------------------------|--------|------|-------|-------|------|-----|-------|
| Anthony Ciuffetelli | 7 | 0 | 0% | 1 | 0 | 1 | 14% |
| Barry White | 7 | 0 | 0% | 1 | 2 | 3 | 43% |
| Sean Campbell | 6 | 0 | 0% | 0 | 1 | 1 | 17% |
| Todd Dubois | 6 | 0 | 0% | 0 | 0 | 0 | 0% |
| Michelle Crawford | 5 | 0 | 0% | 0 | 2 | 2 | 40% |
| J Simser | 5 | 0 | 0% | 0 | 1 | 1 | 20% |
| Kelly Lancaster-Dailey | 5 | 0 | 0% | 1 | 1 | 2 | 40% |
| Steven Ray | 4 | 0 | 0% | 0 | 0 | 0 | 0% |
| Joel Flanders | 4 | 0 | 0% | 0 | 1 | 1 | 25% |
| Robert Gale | 4 | 0 | 0% | 0 | 0 | 0 | 0% |

The Red Mile

KENTUCKY

HOT DRIVERS

| | Starts | Wins | Win % | Place | Show | WPS | WPS % |
|-----------------|--------|------|-------|-------|------|-----|-------|
| Joseph Putnam | 12 | 3 | 25% | 1 | 0 | 4 | 33% |
| Jafari Frazier | 5 | 1 | 20% | 1 | 1 | 3 | 60% |
| Todd McCarthy | 53 | 10 | 19% | 7 | 9 | 26 | 49% |
| Dexter Dunn | 50 | 9 | 18% | 4 | 8 | 21 | 42% |
| Zyler Maxwell | 11 | 2 | 18% | 2 | 0 | 4 | 36% |
| Scott Zeron | 40 | 7 | 17% | 7 | 5 | 19 | 47% |
| Andrew McCarthy | 52 | 8 | 15% | 7 | 8 | 23 | 44% |
| Yannick Gingras | 42 | 6 | 14% | 11 | 4 | 21 | 50% |
| Ake Svanstedt | 14 | 2 | 14% | 0 | 4 | 6 | 43% |
| Jamaal Denson | 7 | 1 | 14% | 2 | 0 | 3 | 43% |

TRAINERS

| | Starts | Wins | Win % | Place | Show | WPS | WPS % |
|------------------|--------|------|-------|-------|------|-----|-------|
| Joseph Putnam | 3 | 2 | 67% | 0 | 0 | 2 | 67% |
| Lucas Wallin | 9 | 4 | 44% | 1 | 1 | 6 | 67% |
| Domenico Cecere | 7 | 3 | 43% | 0 | 2 | 5 | 71% |
| Peter Foley | 3 | 1 | 33% | 0 | 0 | 1 | 33% |
| Eric Patalan | 3 | 1 | 33% | 0 | 0 | 1 | 33% |
| Travis Alexander | 3 | 1 | 33% | 0 | 0 | 1 | 33% |
| David Brooks | 3 | 1 | 33% | 0 | 1 | 2 | 67% |
| Joseph Bongiorno | 3 | 1 | 33% | 1 | 0 | 2 | 67% |
| Rene Sejthen | 7 | 2 | 29% | 1 | 0 | 3 | 43% |
| Brett Pelling | 15 | 4 | 27% | 2 | 3 | 9 | 60% |

NOT HOT DRIVERS

| | Starts | Wins | Win % | Place | Show | WPS | WPS % |
|-------------------|--------|------|-------|-------|------|-----|-------|
| Patrick Curtin | 14 | 0 | 0% | 2 | 2 | 4 | 29% |
| Jason Bartlett | 11 | 0 | 0% | 0 | 0 | 0 | 0% |
| Ernie Hendry | 10 | 0 | 0% | 1 | 1 | 2 | 20% |
| Andy Shetler | 10 | 0 | 0% | 0 | 0 | 0 | 0% |
| Anibal Borjas | 7 | 0 | 0% | 1 | 0 | 1 | 14% |
| James Stiltner II | 5 | 0 | 0% | 1 | 0 | 1 | 20% |
| Matthew Krueger | 5 | 0 | 0% | 0 | 0 | 0 | 0% |
| Niko Karna | 5 | 0 | 0% | 2 | 1 | 3 | 60% |
| Bradley Chisholm | 5 | 0 | 0% | 1 | 1 | 2 | 40% |
| Andy Miller | 41 | 2 | 5% | 3 | 8 | 13 | 32% |

TRAINERS

| | Starts | Wins | Win % | Place | Show | WPS | WPS % |
|-------------------|--------|------|-------|-------|------|-----|-------|
| Julie Miller | 13 | 0 | 0% | 2 | 1 | 3 | 23% |
| John Butenschoen | 12 | 0 | 0% | 2 | 0 | 2 | 17% |
| Ervin Miller | 9 | 0 | 0% | 2 | 1 | 3 | 33% |
| Gary Campbell | 9 | 0 | 0% | 1 | 2 | 3 | 33% |
| Randal Jerrell | 8 | 0 | 0% | 0 | 1 | 1 | 13% |
| James Stiltner II | 7 | 0 | 0% | 1 | 0 | 1 | 14% |
| Roshun Trigg | 6 | 0 | 0% | 0 | 2 | 2 | 33% |
| Virgil Morgan Jr | 4 | 0 | 0% | 1 | 1 | 2 | 50% |
| Brian Brown | 4 | 0 | 0% | 2 | 0 | 2 | 50% |
| Robert Laffoon | 4 | 0 | 0% | 0 | 0 | 0 | 0% |



Inspect
Accredit
Grant


**STANDBRED
TRANSITION ALLIANCE**

P.O. Box 377, Laurelville, OH 43135
E: administrator@standardbredtransition.org

[CLICK HERE](#)
Support Aftercare Today!

Tioga Downs

NEW YORK

HOT

| DRIVERS | Starts | Wins | Win % | Place | Show | WPS | WPS % |
|------------------|--------|------|-------|-------|------|-----|-------|
| Ake Svanstedt | 5 | 2 | 40% | 1 | 0 | 3 | 60% |
| Jeffrey Gregory | 7 | 2 | 29% | 1 | 0 | 3 | 43% |
| Frank Calcagni | 7 | 2 | 29% | 0 | 0 | 2 | 29% |
| Braxten Boyd | 48 | 13 | 27% | 9 | 4 | 26 | 54% |
| Matthew Kakaley | 9 | 2 | 22% | 1 | 0 | 3 | 33% |
| Leon Bailey | 9 | 2 | 22% | 3 | 2 | 7 | 78% |
| James Pantaleano | 43 | 7 | 16% | 10 | 6 | 23 | 53% |
| Gregory Merton | 43 | 7 | 16% | 8 | 3 | 18 | 42% |
| Tyler Miller | 43 | 7 | 16% | 8 | 8 | 23 | 53% |
| Michael Merton | 32 | 5 | 16% | 2 | 8 | 15 | 47% |

| TRAINERS | Starts | Wins | Win % | Place | Show | WPS | WPS % |
|------------------|--------|------|-------|-------|------|-----|-------|
| Amanda Fine | 5 | 2 | 40% | 0 | 0 | 2 | 40% |
| Joseph Bongiorno | 5 | 2 | 40% | 1 | 0 | 3 | 60% |
| Ake Svanstedt | 6 | 2 | 33% | 1 | 1 | 4 | 67% |
| Todd Buter | 3 | 1 | 33% | 0 | 0 | 1 | 33% |
| Todd Warren | 3 | 1 | 33% | 0 | 0 | 1 | 33% |
| James Pantaleano | 3 | 1 | 33% | 0 | 1 | 2 | 67% |
| Leopold Sawyers | 3 | 1 | 33% | 0 | 1 | 2 | 67% |
| James Rothfuss | 3 | 1 | 33% | 0 | 1 | 2 | 67% |
| Jose Godinez | 3 | 1 | 33% | 0 | 1 | 2 | 67% |
| Brianne Sinclair | 3 | 1 | 33% | 0 | 0 | 1 | 33% |

NOT HOT

| DRIVERS | Starts | Wins | Win % | Place | Show | WPS | WPS % |
|------------------|--------|------|-------|-------|------|-----|-------|
| Thomas Merton | 31 | 0 | 0% | 2 | 8 | 10 | 32% |
| Mark MacDonald | 9 | 0 | 0% | 0 | 3 | 3 | 33% |
| Michael Whelan | 8 | 0 | 0% | 0 | 0 | 0 | 0% |
| Denny Bucceri | 7 | 0 | 0% | 1 | 0 | 1 | 14% |
| Daniel Harvey | 5 | 0 | 0% | 0 | 0 | 0 | 0% |
| Kyle Dibenedetto | 23 | 1 | 4% | 1 | 5 | 7 | 30% |
| Brad Irvine | 15 | 1 | 7% | 1 | 4 | 6 | 40% |
| Ridge Warren | 15 | 1 | 7% | 2 | 3 | 6 | 40% |
| Brett Crawford | 13 | 1 | 8% | 0 | 1 | 2 | 15% |
| Aaron Byron | 32 | 3 | 9% | 5 | 2 | 10 | 31% |

| TRAINERS | Starts | Wins | Win % | Place | Show | WPS | WPS % |
|--------------------|--------|------|-------|-------|------|-----|-------|
| Daniel Gassien | 7 | 0 | 0% | 1 | 0 | 1 | 14% |
| Jenny Melander | 7 | 0 | 0% | 4 | 0 | 4 | 57% |
| Jody Riedel | 6 | 0 | 0% | 3 | 3 | 6 | 100% |
| Aaron Byron | 6 | 0 | 0% | 0 | 1 | 1 | 17% |
| Janice Connor | 6 | 0 | 0% | 1 | 1 | 2 | 33% |
| Guy Howard | 5 | 0 | 0% | 0 | 1 | 1 | 20% |
| John Butenschoen | 5 | 0 | 0% | 1 | 0 | 1 | 20% |
| Walter Whelan | 5 | 0 | 0% | 0 | 0 | 0 | 0% |
| Ronald Houghtaling | 5 | 0 | 0% | 1 | 0 | 1 | 20% |
| Laura Shock | 5 | 0 | 0% | 0 | 2 | 2 | 40% |

Vernon Downs

NEW YORK

HOT

| DRIVERS | Starts | Wins | Win % | Place | Show | WPS | WPS % |
|----------------------|--------|------|-------|-------|------|-----|-------|
| Joshua Kinney | 5 | 2 | 40% | 1 | 1 | 4 | 80% |
| Jeffrey Gregory | 12 | 4 | 33% | 2 | 2 | 8 | 67% |
| Chris Long | 46 | 14 | 30% | 11 | 7 | 32 | 70% |
| Brad Irvine | 19 | 5 | 26% | 1 | 4 | 10 | 53% |
| Claude Huckabone Iii | 9 | 2 | 22% | 0 | 0 | 2 | 22% |
| John McNeil Iii | 9 | 2 | 22% | 3 | 1 | 6 | 67% |
| Gaetan Brunet | 5 | 1 | 20% | 0 | 2 | 3 | 60% |
| Leon Bailey | 43 | 7 | 16% | 2 | 6 | 15 | 35% |
| C Huckabone Jr | 7 | 1 | 14% | 0 | 1 | 2 | 29% |
| Michael Miller | 16 | 2 | 13% | 2 | 0 | 4 | 25% |

| TRAINERS | Starts | Wins | Win % | Place | Show | WPS | WPS % |
|-----------------|--------|------|-------|-------|------|-----|-------|
| Jesse McAssey | 3 | 2 | 67% | 0 | 0 | 2 | 67% |
| Ronald Harp | 7 | 3 | 43% | 2 | 0 | 5 | 71% |
| Leopold Sawyers | 5 | 2 | 40% | 1 | 1 | 4 | 80% |
| Joshua Kinney | 5 | 2 | 40% | 1 | 1 | 4 | 80% |
| Laura Shock | 9 | 3 | 33% | 0 | 2 | 5 | 56% |
| Peter Carney | 3 | 1 | 33% | 0 | 0 | 1 | 33% |
| C Huckabone Jr | 3 | 1 | 33% | 0 | 1 | 2 | 67% |
| Jeffrey Gregory | 3 | 1 | 33% | 1 | 0 | 2 | 67% |
| Michelle Warner | 21 | 6 | 29% | 2 | 2 | 10 | 48% |
| Joseph Sansone | 11 | 3 | 27% | 3 | 0 | 6 | 55% |

NOT HOT

| DRIVERS | Starts | Wins | Win % | Place | Show | WPS | WPS % |
|-----------------|--------|------|-------|-------|------|-----|-------|
| Adam Capizzano | 8 | 0 | 0% | 1 | 1 | 2 | 25% |
| Lee Morris | 8 | 0 | 0% | 1 | 0 | 1 | 13% |
| Jacob Bouck | 7 | 0 | 0% | 0 | 1 | 1 | 14% |
| Daniel Daley | 6 | 0 | 0% | 0 | 3 | 3 | 50% |
| D Whittemore | 38 | 1 | 3% | 5 | 6 | 12 | 32% |
| Frank Affrunti | 28 | 1 | 4% | 5 | 5 | 11 | 39% |
| Steeven Genois | 30 | 2 | 7% | 3 | 5 | 10 | 33% |
| Joseph Nassimos | 26 | 2 | 8% | 4 | 3 | 9 | 35% |
| John MacDonald | 26 | 2 | 8% | 5 | 3 | 10 | 38% |
| Ronald Harp | 21 | 2 | 10% | 3 | 1 | 6 | 29% |

| TRAINERS | Starts | Wins | Win % | Place | Show | WPS | WPS % |
|-------------------|--------|------|-------|-------|------|-----|-------|
| Beaulieu Saul | 18 | 0 | 0% | 3 | 4 | 7 | 39% |
| Dale Lawton | 10 | 0 | 0% | 2 | 1 | 3 | 30% |
| Lee Morris | 10 | 0 | 0% | 1 | 0 | 1 | 10% |
| Jody Weidman | 8 | 0 | 0% | 2 | 2 | 4 | 50% |
| Timothy Miller Jr | 8 | 0 | 0% | 1 | 3 | 4 | 50% |
| Robert Capezzano | 7 | 0 | 0% | 0 | 1 | 1 | 14% |
| J Long | 7 | 0 | 0% | 0 | 1 | 1 | 14% |
| D Whittemore | 6 | 0 | 0% | 0 | 1 | 1 | 17% |
| Jacob Bouck | 6 | 0 | 0% | 0 | 0 | 0 | 0% |
| Daniel Daley | 5 | 0 | 0% | 0 | 3 | 3 | 60% |

Woodbine Mohawk

ONTARIO

HOT

| DRIVERS | Starts | Wins | Win % | Place | Show | WPS | WPS % |
|--------------------|--------|------|-------|-------|------|-----|-------|
| Bob McClure | 37 | 11 | 30% | 5 | 2 | 18 | 49% |
| Travis Henry | 27 | 7 | 26% | 2 | 2 | 11 | 41% |
| Douglas McNair | 29 | 7 | 24% | 9 | 5 | 21 | 72% |
| James MacDonald | 19 | 3 | 16% | 6 | 2 | 11 | 58% |
| Jody Jamieson | 33 | 5 | 15% | 5 | 0 | 10 | 30% |
| Mario Baillargeon | 7 | 1 | 14% | 0 | 0 | 1 | 14% |
| Louis-Philippe Roy | 32 | 4 | 13% | 6 | 5 | 15 | 47% |
| Todd Ratchford | 15 | 2 | 13% | 2 | 1 | 5 | 33% |
| Billy Davis Jr | 25 | 2 | 8% | 1 | 3 | 6 | 24% |
| Jean Plante | 24 | 2 | 8% | 1 | 3 | 6 | 25% |

| TRAINERS | Starts | Wins | Win % | Place | Show | WPS | WPS % |
|------------------|--------|------|-------|-------|------|-----|-------|
| Herbert Holland | 3 | 2 | 67% | 0 | 0 | 2 | 67% |
| Clifford McGuire | 3 | 2 | 67% | 0 | 0 | 2 | 67% |
| Paul Reid | 7 | 3 | 43% | 0 | 1 | 4 | 57% |
| Cindy Horner | 3 | 1 | 33% | 0 | 0 | 1 | 33% |
| Justin Turcotte | 3 | 1 | 33% | 0 | 0 | 1 | 33% |
| Mark Etsell | 10 | 3 | 30% | 0 | 0 | 3 | 30% |
| Shawn Steacy | 7 | 2 | 29% | 0 | 1 | 3 | 43% |
| Robert Fellows | 15 | 4 | 27% | 3 | 2 | 9 | 60% |
| Bryan Lawrence | 4 | 1 | 25% | 1 | 0 | 2 | 50% |
| Garry Merner | 4 | 1 | 25% | 0 | 1 | 2 | 50% |

NOT HOT

| DRIVERS | Starts | Wins | Win % | Place | Show | WPS | WPS % |
|--------------------|--------|------|-------|-------|------|-----|-------|
| Travis Cullen | 32 | 0 | 0% | 3 | 4 | 7 | 22% |
| Phillippe Hudon | 11 | 0 | 0% | 1 | 2 | 3 | 27% |
| Scott Young | 8 | 0 | 0% | 0 | 1 | 1 | 13% |
| Austin Sorrie | 8 | 0 | 0% | 1 | 2 | 3 | 38% |
| Jonathan Drury | 7 | 0 | 0% | 0 | 1 | 1 | 14% |
| Tyler Borth | 29 | 1 | 3% | 3 | 9 | 13 | 45% |
| Trevor Henry | 18 | 1 | 6% | 2 | 3 | 6 | 33% |
| Tyler Jones | 16 | 1 | 6% | 1 | 2 | 4 | 25% |
| Chris Christoforou | 14 | 1 | 7% | 1 | 1 | 3 | 21% |
| Billy Davis Jr | 25 | 2 | 8% | 1 | 3 | 6 | 24% |

| TRAINERS | Starts | Wins | Win % | Place | Show | WPS | WPS % |
|------------------|--------|------|-------|-------|------|-----|-------|
| Blake MacIntosh | 13 | 0 | 0% | 2 | 2 | 4 | 31% |
| Anthony Beaton | 10 | 0 | 0% | 2 | 1 | 3 | 30% |
| Victor Puddy | 7 | 0 | 0% | 0 | 2 | 2 | 29% |
| Chantal Mitchell | 6 | 0 | 0% | 1 | 1 | 2 | 33% |
| Mark Goddard | 6 | 0 | 0% | 0 | 0 | 0 | 0% |
| Nick Gallucci | 5 | 0 | 0% | 3 | 0 | 3 | 60% |
| Gabriella Sasso | 5 | 0 | 0% | 0 | 0 | 0 | 0% |
| Alan Fair | 4 | 0 | 0% | 0 | 1 | 1 | 25% |
| John Pentland | 4 | 0 | 0% | 1 | 0 | 1 | 25% |
| Murray Brethour | 4 | 0 | 0% | 0 | 0 | 0 | 0% |

Yonkers

NEW YORK

HOT

| DRIVERS | Starts | Wins | Win % | Place | Show | WPS | WPS % |
|------------------|--------|------|-------|-------|------|-----|-------|
| George Brennan | 43 | 9 | 21% | 8 | 4 | 21 | 49% |
| Tyler Buter | 40 | 8 | 20% | 4 | 7 | 19 | 47% |
| Jason Bartlett | 20 | 4 | 20% | 5 | 1 | 10 | 50% |
| Lauren Tritton | 5 | 1 | 20% | 2 | 1 | 4 | 80% |
| Matthew Kakaley | 21 | 4 | 19% | 1 | 0 | 5 | 24% |
| Brent Holland | 23 | 4 | 17% | 3 | 3 | 10 | 43% |
| Jordan Stratton | 48 | 6 | 13% | 7 | 9 | 22 | 46% |
| Daniel Dube | 23 | 3 | 13% | 3 | 2 | 8 | 35% |
| James Marohn Jr | 24 | 2 | 8% | 0 | 2 | 4 | 17% |
| Austin Siegelman | 41 | 3 | 7% | 5 | 5 | 13 | 32% |

| TRAINERS | Starts | Wins | Win % | Place | Show | WPS | WPS % |
|---------------------|--------|------|-------|-------|------|-----|-------|
| Richard Norman | 3 | 2 | 67% | 0 | 0 | 2 | 67% |
| Douglas Dilloian Jr | 13 | 5 | 38% | 4 | 2 | 11 | 85% |
| Shane Tritton | 6 | 2 | 33% | 2 | 1 | 5 | 83% |
| Bruce Lauer | 3 | 1 | 33% | 0 | 2 | 3 | 100% |
| John Grasso | 3 | 1 | 33% | 0 | 0 | 1 | 33% |
| Michael Forte | 7 | 2 | 29% | 0 | 1 | 3 | 43% |
| Scott Di Domenico | 15 | 4 | 27% | 2 | 2 | 8 | 53% |
| Jared Bako | 8 | 2 | 25% | 1 | 1 | 4 | 50% |
| Travis Alexander | 15 | 3 | 20% | 0 | 0 | 3 | 20% |
| Noel Daley | 5 | 1 | 20% | 1 | 0 | 2 | 40% |

NOT HOT

| DRIVERS | Starts | Wins | Win % | Place | Show | WPS | WPS % |
|------------------|--------|------|-------|-------|------|-----|-------|
| Colin Kelly | 39 | 1 | 3% | 7 | 8 | 16 | 41% |
| Patrick Lachance | 22 | 1 | 5% | 4 | 4 | 9 | 41% |
| Austin Siegelman | 41 | 3 | 7% | 5 | 5 | 13 | 32% |
| Mark MacDonald | 28 | 2 | 7% | 0 | 3 | 5 | 18% |
| James Marohn Jr | 24 | 2 | 8% | 0 | 2 | 4 | 17% |
| Jordan Stratton | 48 | 6 | 13% | 7 | 9 | 22 | 46% |
| Daniel Dube | 23 | 3 | 13% | 3 | 2 | 8 | 35% |
| Brent Holland | 23 | 4 | 17% | 3 | 3 | 10 | 43% |
| Matthew Kakaley | 21 | 4 | 19% | 1 | 0 | 5 | 24% |
| Tyler Buter | 40 | 8 | 20% | 4 | 7 | 19 | 47% |

| TRAINERS | Starts | Wins | Win % | Place | Show | WPS | WPS % |
|--------------------|--------|------|-------|-------|------|-----|-------|
| Paul Blumenfeld | 13 | 0 | 0% | 0 | 1 | 1 | 8% |
| Ricky Bucci | 12 | 0 | 0% | 2 | 1 | 3 | 25% |
| Joseph Bongiorno | 10 | 0 | 0% | 3 | 3 | 6 | 60% |
| Christopher Height | 8 | 0 | 0% | 0 | 1 | 1 | 13% |
| Paul Stafford | 8 | 0 | 0% | 1 | 2 | 3 | 38% |
| Thomas Fanning | 7 | 0 | 0% | 0 | 0 | 0 | 0% |
| Lance Hudson | 6 | 0 | 0% | 1 | 2 | 3 | 50% |
| Shaun Vallee | 5 | 0 | 0% | 0 | 4 | 4 | 80% |
| Peter Pellegrino | 4 | 0 | 0% | 0 | 0 | 0 | 0% |
| Matthew Medeiros | 4 | 0 | 0% | 1 | 1 | 2 | 50% |